


EWE PULLET
25513 480th Ave
Garretson, SD 57030
Phone: 605-594-4172

Web: www.ewepullet.com
E-mail: ewepullet@nordstromsauto.com

EWE PULLET HOURS ARE DIFERENT
THAN FULL SERVICE HOURS!
Summer Hours: 9:00am to 6:00pm
Winter Hours: 9:00 to 5:00pm
Saturdays All Year round: 8:00am to 5:00pm




PLU	PARTS DESCRIPTION	PRICE	- CORE
610	A/C COMPRESSOR	22.50	--
218	A/C COMPRESSOR CLUTCH ONLY	14.85	--
307	A/C CONDENSOR / EVAPORATOR	14.85	--
309	A/C DRYER OR ACCUMULATOR	7.35	--
306	A/C EVAPORATOR HOUSING	10.35	--
629	A/C HOSE / LINE	9.65	--
253	AIR BAG (SAFETY SYSTEM) ANY	24.85	--
653	AIR BAG SENSOR (IMPACT SENSOR)	7.95	--
302	AIR CLEANER BOX OR PARTS	9.75	--
252	AIR FILTER	2.10	--
771	AIR RIDE PUMP	21.25	--
611	ALTERNATOR	13.75	--
914	ANTI-FREEZE	2.50	--
315	ASHTRAY ASSEMBLY	9.75	--
316	ASHTRAY INSERT	3.25	--
742	AXLE - CV JOINT ONLY	9.90	--
687	AXLE - SPIDER , SIDE GEAR SET	18.75	--
594	AXLE FRONT ASSY (4X4)	97.85	--
592	AXLE HOUSING REAR/FRONT	56.95	--
587	AXLE I-BEAM	14.95	--
701	AXLE REAR / TRAILING AXLE / FWD	56.95	--
603	AXLE REAR ASSY	97.85	--
318	AXLE SHAFT (ALL)	14.85	--
684	AXLE, REAR END COVER ONLY	12.65	--
744	AXLE-CENTER PIN AND BOLT	7.75	--
593	AXLE-LOADED CARRIER / 3RD MEMBER	37.75	--
607	BATTERY BOX OR TRAY	4.70	--
209	BATTERY CABLE (EACH)	2.10	--
601	BATTERY RECONDITIONED	38.00	10.00
600	BATTERY, (MIXED QTY IN OFFICE ONLY)	25.95	--
575	BEARING AND RACE (EACH)	2.95	--
757	BELT - V-BELT OR SERPENTINE BELT	1.95	--
310	BELT TENSIONER	7.95	--
205	BRACKET / MOUNT	8.49	--
545	BRAKE ABS SYSTEM PUMP	24.85	--
544	BRAKE BACKING PLATE (ALL)	5.75	--
002	BRAKE BOOSTER / HYDRO	8.65	--
536	BRAKE CALIPER (ALL)	8.65	--
609	BRAKE DRUM (ALL)	8.65	--

EWE PULLET
 25513 480th Ave
 Garretson, SD 57030
 Phone: 605-594-4172

Web: www.ewepullet.com
 E-mail: ewepullet@nordstromsauto.com

EWE PULLET HOURS ARE DIFERENT
THAN FULL SERVICE HOURS!
 Summer Hours: 9:00am to 6:00pm
 Winter Hours: 9:00 to 5:00pm
 Saturdays All Year round: 8:00am to 5:00pm




PLU	PARTS DESCRIPTION	PRICE	- CORE
637	BRAKE EMERGENCY CABLE	5.95	--
332	BRAKE LINE OR HOSE / EACH	6.37	--
046	BRAKE MASTER CYLINDER	8.65	--
334	BRAKE PADS OR SHOES PER WHEEL	1.35	--
333	BRAKE PROPORTIONING VALVE	7.95	--
731	BRAKE RESERVIOR ONLY	6.35	--
640	BRAKE ROTOR (BUILT IN HUB)	11.35	--
639	BRAKE ROTOR (F.W.D.)	8.85	--
641	BRAKE WHEEL CYLINDER	3.65	--
398	BUMPER ASSY	43.85	--
643	BUMPER CHROME/PAINTED (BAR ONLY)	29.95	--
337	BUMPER FILLER PANEL	9.75	--
642	BUMPER GUARDS-EACH	9.75	--
338	BUMPER IMPACT STRIP	9.75	--
880	BUMPER LOWER VALANCE	9.75	--
881	BUMPER PLASTIC COVER ONLY	29.95	--
340	BUMPER REBAR W/ WO FOAM	9.85	--
341	BUMPER SHOCK ABSORBER/ BRACKET	8.49	--
197	BUMPER TIP/END CAP	9.75	--
905	CAB BARE	250.00	--
612	CABLE / LINKAGE	5.95	--
007	CARBURETOR (1&2 BBL)	16.85	--
112	CARBURETOR (4BBL)	29.65	--
347	CARBURETOR SPACER	3.95	--
926	CARBURETOR SPACER ELECTRIC	9.95	--
614	CARBURETOR THROTTLE CABLE	5.95	--
348	CARPET	9.85	--
353	CIGARETTE LIGHTER	1.15	--
371	CIRCUIT BOARD (ANY)	7.26	--
354	CLOCK	4.35	--
506	CLUTCH (PRESSURE PLATE)	8.95	--
355	CLUTCH CABLE / LINKAGE ROD	5.95	--
356	CLUTCH DISC	6.95	--
615	CLUTCH FORK	7.55	--
541	CLUTCH MASTER CYLINDER	8.65	--
540	CLUTCH SLAVE CYLINDER	8.65	--
464	COIL - (IGNITION) SINGLE	7.95	--
806	COIL IGNITER	16.85	--
805	COIL PACK W/ MODULE	16.85	--

EWE PULLET
25513 480th Ave
Garretson, SD 57030
Phone: 605-594-4172

Web: www.ewepullet.com
E-mail: ewepullet@nordstromsauto.com

EWE PULLET HOURS ARE DIFERENT
THAN FULL SERVICE HOURS!
Summer Hours: 9:00am to 6:00pm
Winter Hours: 9:00 to 5:00pm
Saturdays All Year round: 8:00am to 5:00pm




PLU	PARTS DESCRIPTION	PRICE	- CORE
360	CONSOLE	14.75	--
361	CONSOLE LID	9.75	--
362	CONSOLE OVERHEAD TRIM ONLY	9.75	--
359	CONSOLE OVERHEAD WITH DISPLAY	15.95	--
904	CONTROL ARM / A ARM	9.75	--
770	CONVERTIBLE RAMS (EACH)	14.75	--
768	CONVERTIBLE TOP MOTOR	23.95	--
769	CONVERTIBLE TOP ONLY	55.95	--
720	COWL VENT PANEL	9.75	--
925	CRANKSHAFT SENSOR	7.95	--
619	CROSSMEMBER (NOT K-FRAME)	9.95	--
369	CRUISE CONTROL SERVO	9.95	--
750	CUP HOLDER ASSY	9.75	--
368	CURTAIN / DRAPES (PER WINDOW)	3.99	--
621	DASH PAD	13.95	--
014	DASH PANEL TRIM (EACH)	9.75	--
620	DASH SHELL STRUCTURE	24.95	--
016	DASH VENT AC/HEAT (EACH)	3.25	--
375	DIPSTICK (INSERT ONLY)	3.45	--
023	DIPSTICK (TUBE ONLY)	3.45	--
015	DISTRIBUTOR - ELECTRONIC STYLE	24.95	--
121	DISTRIBUTOR - POINTS STYLE	13.95	--
764	DISTRIBUTOR - ROTOR	2.35	--
378	DISTRIBUTOR CAP - BARE	2.50	--
379	DOME LIGHT OR LENS	4.95	--
122	DOOR - SLIDER - HATCH	34.95	--
385	DOOR ARM REST	9.75	--
626	DOOR INSIDE HANDLE	7.45	--
384	DOOR LOCK ACTUATOR	9.95	--
462	DOOR LOCK TUMBLER	4.17	--
382	DOOR OUTSIDE HANDLE	7.45	--
387	DOOR STRAP	3.25	--
386	DOOR TRIM PANEL WO/SWITCH	9.75	--
126	DRIVE SHAFT ALL (NO TORQUE TUBE)	19.95	--
585	DRIVE SHAFT END YOKE	9.65	--
390	DRIVE SHAFT SUPPORT BEARING	8.49	--
254	DRIVE SHAFT TORQUE TUBE STYLE	32.95	--
391	EGR VALVE (VACCUM)	7.95	--
644	EGR VALVE ELECTRONIC	13.95	--

EWE PULLET
 25513 480th Ave
 Garretson, SD 57030
 Phone: 605-594-4172

Web: www.ewepullet.com
 E-mail: ewepullet@nordstromsauto.com

EWE PULLET HOURS ARE DIFERENT
THAN FULL SERVICE HOURS!
 Summer Hours: 9:00am to 6:00pm
 Winter Hours: 9:00 to 5:00pm
 Saturdays All Year round: 8:00am to 5:00pm




PLU	PARTS DESCRIPTION	PRICE	- CORE
590	ELECTRONIC COMPUTER MODULE	17.95	--
458	EMBLEM / BADGE / ORNAMENT	4.35	--
633	EMMISIONS VALVE / DIVERTER VALVE	7.95	--
078	ENGINE DOG HOUSE	9.75	--
798	ENGINE - LIFTERS EACH	2.15	--
501	ENGINE - PISTON & ROD	9.95	--
569	ENGINE BLOCK - BARE / NO CYL-HEAD	34.95	--
346	ENGINE CAMSHAFT	23.75	--
504	ENGINE COOLING LINES	9.65	--
366	ENGINE CRANKSHAFT	24.95	--
746	ENGINE CYLINDER HEAD (ALL)	38.85	--
395	ENGINE MOUNT / BRACKET	8.49	--
491	ENGINE OIL PAN	12.65	--
690	ENGINE OIL PICK UP TUBE	5.95	--
397	ENGINE PLASTIC COVER	9.75	--
509	ENGINE PUSH ROD (EACH)	2.15	--
308	ENGINE ROCKER ARMS (EACH)	2.15	--
728	ENGINE/6CYL OR SMALLER W/O ACC	124.95	--
100	ENGINE/8CYL OR LARGER W/O ACC	148.87	--
722	EWE PULLET FEED BAG	2.50	--
219	EWE PULLET, MINIMUMN CHARGE , EACH	.50	--
399	EXHAUST PIPE	7.35	--
751	EXHAUST CHROME TIPS (EACH)	6.75	--
647	EXHAUST CROSS PIPE / FLEX PIPE	12.95	--
402	EXHAUST HEAT RISER	7.95	--
344	EXHAUST HEAT SHIELD	3.75	--
646	EXHAUST MANIFOLD (ALL)	14.90	--
628	EXHAUST MUFFLER & PIPE ASSY	19.95	--
648	EXHAUST MUFFLER / RESONATOR	12.95	--
752	EXHAUST MUFFLER CHROME FATTY	17.95	--
932	FAN ASSY DUAL RAD / COND	19.95	--
393	FAN ASSY SGL RAD / COND	14.95	--
132	FAN BLADE	7.95	--
027	FAN CLUTCH	9.95	--
755	FAN MOTOR (ONLY)	9.75	--
026	FAN SHROUD	9.90	--
133	FENDER	24.90	--
134	FENDER EXTENSION	9.75	--
404	FENDER INNER SKIRT	9.75	--

EWE PULLET
25513 480th Ave
Garretson, SD 57030
Phone: 605-594-4172

Web: www.ewepullet.com
E-mail: ewepullet@nordstromsauto.com

EWE PULLET HOURS ARE DIFERENT
THAN FULL SERVICE HOURS!
Summer Hours: 9:00am to 6:00pm
Winter Hours: 9:00 to 5:00pm
Saturdays All Year round: 8:00am to 5:00pm




PLU	PARTS DESCRIPTION	PRICE	- CORE
411	FLOOR MATS (EACH)	1.40	--
029	FLYWHEEL (AUTO FLEX PLATE)	4.90	--
123	FLYWHEEL (STD)	14.90	--
500	FRAME	200.00	--
421	FUEL FILLER DOOR	9.95	--
418	FUEL FILLER NECK	11.95	--
416	FUEL FILTER	3.35	--
652	FUEL INJECTION DISTRIBUTOR PUMP	34.75	--
734	FUEL INJECTION RAIL BARE	9.95	--
064	FUEL INJECTOR RAIL ASSY	32.95	--
420	FUEL INJECTORS (EACH)	7.95	--
419	FUEL LINE METAL/RUBBER (PER FOOT)	3.25	--
735	FUEL PRESSURE REGULATOR	7.95	--
422	FUEL PUMP (MANUAL)	7.75	--
779	FUEL PUMP ELEC W/ WO SENDING UNIT	19.75	--
733	FUEL SENDING UNIT (FLOAT, NO PUMP)	9.75	--
444	FUEL SHUTOFF / INERTIA SWITCH	7.95	--
691	FUEL VAPOR CANISTER	7.95	--
423	FUSE BOX NO HARNESS	9.75	--
654	FUSE BOX WITH HARNESS	34.95	--
424	GAS CAP	3.25	--
924	GAS TANK STRAPS (EACH)	3.25	--
743	GAS TANKS (BARE)	21.24	--
432	GAUGES (EACH)	7.95	--
649	GEAR / PULLEY	7.45	--
125	GLASS DOOR - SIDE GLASS	12.35	--
214	GLASS-WINDSHIELD / BACK / HATCH	22.50	--
433	GLOVE BOX COMPARMENT OR DOOR	9.75	--
435	GLOVE BOX LATCH	4.25	--
139	GRILLE (BARE) TRIM EXTRA	14.95	--
436	GRILLE GUARD	24.75	--
034	HARMONIC BALANCER	14.75	--
437	HATCH / HOOD	34.95	--
439	HATCH / HOOD SUPP STRUT	4.35	--
813	HEADER PANEL - BARE	34.95	--
922	HEADLIGHT BEZEL	9.75	--
024	HEADLIGHT BULB (COMPOSITE)	1.95	--
767	HEADLIGHT COMPOSITE (EACH)	22.75	--
145	HEADLIGHT DOOR	9.75	--

EWE PULLET
 25513 480th Ave
 Garretson, SD 57030
 Phone: 605-594-4172

Web: www.ewepullet.com
 E-mail: ewepullet@nordstromsauto.com


EWE PULLET HOURS ARE DIFERENT
THAN FULL SERVICE HOURS!
 Summer Hours: 9:00am to 6:00pm
 Winter Hours: 9:00 to 5:00pm
 Saturdays All Year round: 8:00am to 5:00pm



PLU	PARTS DESCRIPTION	PRICE	- CORE
665	HEADLIGHT HID BALLAST / MODULE	17.95	--
803	HEADLIGHT HIDEAWAY LIGHT ASSY	34.75	--
801	HEADLIGHT MOTOR	9.75	--
039	HEADLIGHT SEALED BEAM	3.95	--
449	HEADLIGHT SWITCH (DASH)	9.75	--
450	HEADLINER	12.75	--
530	HEATER / AC AIR DUCT	3.25	--
146	HEATER / AC BLOWER MOTOR	9.75	--
147	HEATER / AC BLOWER MOTOR RESISTOR	7.95	--
453	HEATER / AC HOUSING COMPLETE ASSY	24.60	--
667	HEATER CONTROL VALVE	7.95	--
040	HEATER CORE	7.95	--
455	HEATER HOSE / LINE (EACH)	3.25	--
668	HEATER HOUSING (FRONT) BARE	10.35	--
669	HEATER HOUSING (REAR) BARE	10.35	--
383	HINGE / LATCH - DOOR, HOOD, ETC.	7.95	--
042	HOOD / HATCH	34.95	--
670	HOOD RELEASE CABLE	5.95	--
671	HOOD SCOOP - SINGLE OR PAIR	15.55	--
966	HOOD VENT	9.75	--
459	HORN	3.35	--
043	HUB BEARING ASSY	14.85	--
222	HUB CAP LARGE (FULL WHEEL)	5.85	--
220	HUB CAP MEDIUM (4" TO 8")	3.85	--
216	HUB CAP SMALL (3" OR SMALLER)	1.85	--
673	HUB LOCK OUT 4X4	9.85	--
998	IGNITION LOCK KEY & TUMBLER	7.45	--
524	INTAKE MANIFOLD	14.90	--
741	INTERCOOLER	24.95	--
564	JACK, (MIXED QTY IN OFFICE ONLY)	5.76	--
472	K , H - FRAME (UNBOLTED) BARE	24.95	--
589	KNEE ASSEMBLY (SUSPENSION)	38.95	--
578	KNOBS AND BUTTONS (EACH)	1.95	--
067	LAMP- BACK UP LAMP ASSY	2.50	--
066	LAMP- FOG LAMP EACH	7.45	--
497	LAMP- PARKLIGHT/ TURNSIGNAL	7.45	--
816	LAMP- SIDE MARKER / REFLECTOR	2.50	--
923	LAMP- TAILLIGHT LARGE (30" OR LONGER)	24.95	--

EWE PULLET
 25513 480th Ave
 Garretson, SD 57030
 Phone: 605-594-4172
 Web: www.ewepullet.com
 E-mail: ewepullet@nordstromsauto.com

EWE PULLET HOURS ARE DIFERENT
THAN FULL SERVICE HOURS!
 Summer Hours: 9:00am to 6:00pm
 Winter Hours: 9:00 to 5:00pm
 Saturdays All Year round: 8:00am to 5:00pm




PLU	PARTS DESCRIPTION	PRICE	- CORE
928	LAMP- TAILLIGHT SMALL (29"OR SHORTER)	12.95	--
081	LAMP- THIRD BRAKE LIGHT	7.75	--
372	LAMP, CIRCUIT BOARD	7.26	--
678	LICENSE PLATE (TABS REMOVED)	2.50	--
676	LICENSE PLATE BRACKET ASSY	4.75	--
476	LICENSE PLATE LIGHT	2.50	--
889	LIGHT BULB (NOT HEADLAMP)	.50	--
613	LINKAGE / CABLE	5.95	--
481	LUG NUTS (EACH)	.50	--
740	LUG WRENCH	1.95	--
484	LUGGAGE RACK OR PIECES,LADDERS	12.45	--
759	MAP AIR SENSOR	7.95	--
336	MASS AIR FLOW METER	14.95	--
224	MIRROR - DOOR	12.95	--
056	MIRROR REARVIEW (INSIDE)	6.95	--
910	MOLDING, LARGE - EXTERIOR / INTERIOR	9.75	--
909	MOLDING, SMALL - EXTERIOR / INTERIOR	3.25	--
765	MUD FLAP (EACH)	3.25	--
739	O2 SENSOR	7.95	--
493	OIL COOLER, ENGINE, TRANNY, ANY	7.75	--
494	OIL FILLER CAP	1.95	--
496	OIL PAN, ENGINE / TRANSMISSION	12.65	--
495	OIL PUMP	9.85	--
017	OWNERS MANUAL	2.14	--
431	PCV - SMOG VALVE	2.75	--
335	PEDAL. GAS, BRAKE, CLUTCH (ASSY)	12.95	--
989	PEDAL. GAS, BRAKE, CLUTCH (SINGLE)	7.95	--
677	PICK - UP (FLAT BED)	150.00	--
153	PICK - UP BOX	175.00	--
158	PICK - UP BOX LINER	14.95	--
152	PICK - UP BOX SIDE (UNBOLTED)	39.95	--
499	PICK - UP TOOL BOX	31.45	--
498	PICK UP TOPPER	47.85	--
149	PICK-UP BOX RAIL (EACH)	11.75	--
077	PICK-UP TAILGATE	34.95	--
507	POWER STEERING HOSE	9.65	--
154	POWER STEERING PUMP	14.95	--
155	POWER STEERING RESERVIOR	6.35	--

EWE PULLET
25513 480th Ave
Garretson, SD 57030
Phone: 605-594-4172

Web: www.ewepullet.com
E-mail: ewepullet@nordstromsauto.com

EWE PULLET HOURS ARE DIFERENT
THAN FULL SERVICE HOURS!
Summer Hours: 9:00am to 6:00pm
Winter Hours: 9:00 to 5:00pm
Saturdays All Year round: 8:00am to 5:00pm




PLU	PARTS DESCRIPTION	PRICE	- CORE
049	PULLEY / GEAR , (EACH)	7.45	--
510	QUARTER (UNBOLTED)	39.95	--
156	RACK & PINION	28.84	--
479	RACK LUMBER OR PIPE TRUCK & VAN	24.75	--
051	RADIATOR	35.95	--
513	RADIATOR CAP	1.95	--
515	RADIATOR CORE SUPPORT	24.95	--
514	RADIATOR HOSE (EACH)	4.75	--
159	RADIATOR SHROUD	9.90	--
518	RADIO - AM OR AM/FM	7.75	--
521	RADIO - W / CD	22.95	--
517	RADIO - W/TAPE OR TAPE PLAYER	9.75	--
658	RADIO & TEMP CONTROL	26.37	--
025	RADIO AMP, EQ, CD CHANGER OR CARTIDGE, EACH	14.95	--
312	RADIO ANTENNA (ELECTRIC)	12.60	--
313	RADIO ANTENNA (MANUAL)	3.85	--
519	RADIO CONSOLE	9.75	--
884	RADIO FACE PLATE	9.75	--
525	RELAY (EACH)	.50	--
047	RESERVOIR	6.35	--
683	RING GEAR & PINION (PIN ONLY)	7.75	--
685	RING GEAR & PINION (GEARS ONLY)	22.75	--
686	RING GEAR & PINION (LOADED CARRIER)	37.75	--
927	ROLL BAR	19.85	--
037	ROOF CUT (HAND HACKSAW ONLY)	55.95	--
689	RUNNING BOARD (EACH)	11.75	--
576	SEALS, OIL OR GREASE (EACH)	2.50	--
059	SEAT - BUCKET OR BENCH (EACH)	26.95	--
314	SEAT ARMREST	14.95	--
060	SEAT BELT ELECTRIC TRACK W/MOTOR	19.95	--
533	SEAT BELT W/O PRETENSIONER	7.75	--
058	SEAT BELT WITH PRETENSIONER	15.47	--
534	SEAT COVER	3.25	--
662	SEAT HEADREST	6.95	--
535	SEAT HINGE (RECLINING)	7.95	--
057	SEAT MOTOR	9.75	--
536	SEAT SWITCH	7.75	--
166	SEAT TRACK - ELECTRIC (EACH)	18.95	--

EWE PULLET
 25513 480th Ave
 Garretson, SD 57030
 Phone: 605-594-4172

Web: www.ewepullet.com
 E-mail: ewepullet@nordstromsauto.com

EWE PULLET HOURS ARE DIFERENT
THAN FULL SERVICE HOURS!
 Summer Hours: 9:00am to 6:00pm
 Winter Hours: 9:00 to 5:00pm
 Saturdays All Year round: 8:00am to 5:00pm




PLU	PARTS DESCRIPTION	PRICE	- CORE
061	SEAT TRACK - MANUAL (EACH)	6.75	--
814	SENSOR ALL CAM/CRANK/TRANY	7.95	--
412	SHIFTER ASSY	12.95	--
062	SHIFTER BOOT	9.75	--
169	SHOCK - (EACH)	2.75	--
063	SHOCK - AIR (EACH)	8.75	--
539	SHOCK W/SPRING (EACH)	12.75	--
529	SKID PLATE UNDER PROTECTION	14.95	--
171	SMOG PUMP	9.75	--
760	SPARE TIRE - SPACE SAVER (MINI)	9.65	--
543	SPARE TIRE CARRIER	9.75	--
542	SPARE TIRE CARRIER SWING OUT	29.95	--
694	SPARE TIRE COVER	9.75	--
508	SPARK PLUG (EACH)	1.15	--
503	SPARK PLUG WIRE (EACH)	1.15	--
695	SPEAKER (EACH)	4.95	--
069	SPEAKER COVER (EACH)	2.45	--
988	SPEAKER SUB-WOOFER	14.95	--
602	SPEAKER WIRE / AMP WIRE P/FT	.35	--
010	SPEED SENSOR / ABS SENSOR	7.95	--
172	SPEEDOMETER / CLUSTER	14.95	--
696	SPEEDOMETER CABLE	5.95	--
471	SPEEDOMETER COVER (FACE PLATE)	9.75	--
780	SPINDLE/KNUCKLE W/HUB	19.95	--
783	SPINDLE/KNUCLE (BARE)	11.27	--
546	SPOILER REAR	17.85	--
550	SPRING - COIL - (EACH)	8.60	--
551	SPRING - LEAF OR PACK - (EACH)	16.75	--
173	STARTER	14.95	--
697	STARTER NOSE HOUSING	7.75	--
036	STARTER SOLENOID	7.75	--
137	STEERING CLOCK SPRING	7.75	--
204	STEERING COLUMN (NO TILT)	16.75	--
174	STEERING COLUMN (TILT)	27.15	--
699	STEERING COUPLER	7.95	--
138	STEERING GEAR BOX	28.84	--
352	STEERING INTERMEDIATE SHAFT	10.75	--
502	STEERING PITMAN ARM	7.85	--
177	STEERING WHEEL	9.75	--

EWE PULLET
 25513 480th Ave
 Garretson, SD 57030
 Phone: 605-594-4172

Web: www.ewepullet.com
 E-mail: ewepullet@nordstromsauto.com

EWE PULLET HOURS ARE DIFERENT
THAN FULL SERVICE HOURS!
 Summer Hours: 9:00am to 6:00pm
 Winter Hours: 9:00 to 5:00pm
 Saturdays All Year round: 8:00am to 5:00pm




PLU	PARTS DESCRIPTION	PRICE	- CORE
883	STEERING WHEEL COVER / CENTER	9.75	--
072	STRUT	14.95	--
527	STRUT AIR RIDE	28.84	--
595	SUBFRAME (NO SUSP. BARE)	24.95	--
700	SUN ROOF ASSY	39.75	--
555	SUN ROOF MOTOR	9.75	--
556	SUN ROOF PANEL (GLASS ONLY)	12.35	--
511	SUN ROOF VISOR	15.75	--
073	SUN VISOR (EACH)	9.75	--
179	SWAY BAR / STABILIZER	11.75	--
186	SWAY BAR LINK ONLY (EACH)	5.95	--
374	SWITCH - DIMMER SWITCH ON FLOOR	7.75	--
704	SWITCH - ELECTRICAL (SINGLE)	2.50	--
468	SWITCH - IGNITION	9.75	--
703	SWITCH - SAFETY NEUTRAL (MLPS)	7.95	--
094	SWITCH - TURN SIGNAL COMBO ASSY	12.75	--
702	SWITCH - WIPER IN DASH	7.75	--
705	SWTCH - POWER WINDOWS (MASTER)	9.75	--
210	SWTCH - POWER WINDOWS (SINGLE)	2.50	--
074	T - TOP FRAME	24.65	--
180	T - TOPS EACH	33.65	--
075	TACHOMETER	12.95	--
183	TAILGATE	34.95	--
079	TAILGATE LIFT MOTOR	9.75	--
080	TAILLIGHT	12.95	--
657	TEMP CONTROL & RADIO ASSY	26.37	--
656	TEMP CONTROL AC/HEAT DIGITAL	17.95	--
655	TEMP CONTROL AC/HEAT MANUAL	9.75	--
441	THERMOSTAT	.75	--
185	THERMOSTAT HOUSING	6.95	--
762	THROTTLE BODY	19.75	--
758	THROTTLE IDLE AIR CONTROL	7.95	--
766	THROTTLE POSITION SENSOR	7.95	--
189	TIE ROD / DRAGLINK (ASSEMBLY)	17.95	--
188	TIE ROD END (ONLY)	9.95	--
560	TIMING CHAIN OR BELT	1.95	--
756	TIMING COVER	12.65	--
561	TIMING GEAR (EACH)	7.45	--
101	TIRE - ALL SIZES (EACH)	12.47	--

EWE PULLET
 25513 480th Ave
 Garretson, SD 57030
 Phone: 605-594-4172

Web: www.ewepullet.com
 E-mail: ewepullet@nordstromsauto.com


EWE PULLET HOURS ARE DIFERENT
THAN FULL SERVICE HOURS!
 Summer Hours: 9:00am to 6:00pm
 Winter Hours: 9:00 to 5:00pm
 Saturdays All Year round: 8:00am to 5:00pm



PLU	PARTS DESCRIPTION	PRICE	- CORE
345	TOPPER, CAMPER, SHELL	47.85	--
087	TORSION BAR	7.95	--
584	TOW HOOK	4.75	--
562	TRACTION BAR	11.75	--
586	TRAILER HITCH	24.75	--
088	TRAILER HITCH BALL	2.25	--
193	TRAILER HITCH BAR W/O BALL (INSERT)	4.75	--
030	TRANSFER CASE 4X4	57.65	--
031	TRANSFER CASE SHIFT MOTOR	16.95	--
327	TRANSMISSION DUST COVER	5.95	--
802	TRANSMISSION ALL AUTO	87.87	--
713	TRANSMISSION ALL MANUAL	77.65	--
408	TRANSMISSION BELL HOUSING	14.85	--
373	TRANSMISSION CABLE (KICKDOWN)	5.95	--
717	TRANSMISSION CABLE (SHIFTER)(EACH)	9.95	--
089	TRANSMISSION COOLING LINES	9.65	--
715	TRANSMISSION DIPSTICK	3.45	--
716	TRANSMISSION FILLER TUBE	3.45	--
168	TRANSMISSION FLOOR SHIFTER	12.95	--
469	TRANSMISSION INPUT SHAFT	10.75	--
718	TRANSMISSION MOUNT	8.49	--
091	TRANSMISSION OIL COOLER	7.75	--
492	TRANSMISSION OIL PAN - COVER	12.65	--
407	TRANSMISSION SOLENOID	9.95	--
195	TRANSMISSION TAIL HOUSING	9.75	--
192	TRANSMISSION TORQUE CONVERTER	14.85	--
136	TRANSMISSION VALVE BODY	39.95	--
674	TRIM, LARGE - EXTERIOR / INTERIOR	9.75	--
675	TRIM, SMALL - EXTERIOR / INTERIOR	3.25	--
120	TRUNK DECK LID/ NO HATCH (BARE)	22.85	--
732	TRUNK PULL DOWN LATCH	9.75	--
093	TRUNK RELEASE LATCH ASSY	7.45	--
781	TURBO CHARGER / SUPERCARGER	49.50	--
394	U-BOLT (EACH)	2.50	--
396	U-BOLT PLATE OR BLOCK (EACH)	3.25	--
571	U-JOINT EACH	5.95	--
573	VACUUM PUMP	9.75	--
011	VACUUM SENSOR - DIAPHRAGM	7.95	--
719	VALVE COVER	12.65	--

EWE PULLET
 25513 480th Ave
 Garretson, SD 57030
 Phone: 605-594-4172
 Web: www.ewepullet.com
 E-mail: ewepullet@nordstromsauto.com

EWE PULLET HOURS ARE DIFERENT
THAN FULL SERVICE HOURS!
 Summer Hours: 9:00am to 6:00pm
 Winter Hours: 9:00 to 5:00pm
 Saturdays All Year round: 8:00am to 5:00pm



PLU	PARTS DESCRIPTION	PRICE	- CORE
201	VENT GLASS	12.35	--
202	VENT WINDOW FRAME	12.35	--
574	VOLTAGE REGULATOR	7.95	--
098	WATER PUMP	10.75	--
900	WEATHER STRIPING PER OPENING	4.95	--
207	WHEEL ALUMINUM (NO TIRE)	22.75	--
986	WHEEL FLARE (EACH)	9.75	--
206	WHEEL STEEL (NO TIRE)	7.50	--
577	WINDOW CRANK HANDLE	3.25	--
215	WINDOW MOTOR	9.75	--
124	WINDOW REGULATOR (NO MOTOR)	9.75	--
217	WINDOW REGULATOR W/ MOTOR	18.75	--
211	WIPER ARM (EACH)	2.25	--
213	WIPER BLADE (EACH)	1.15	--
212	WIPER MOTOR	9.75	--
583	WIPER TRANSMISION ASSY	14.75	--
582	WIPER TRANSMISSION LINKAGE	5.95	--
221	WIPER WASHER BOTTLE	6.35	--
291	WIPER WASHER FLUID	1.50	--
290	WIPER WASHER PUMP	3.75	--
815	WIRING HARNESS (PER FOOT)	7.26	--
723	WIRING PIG TAIL PLUG	7.26	--