

Nordstrom's Ewe Pullet Facility

Vehicles Located Onsite: 1208

List Updated 1/23/2012



<u>Year</u>	<u>Make Model</u>	<u>Description of Vehicle</u>	<u>Row</u>	<u>Section</u>	<u>Year</u>	<u>Make Model</u>	<u>Description of Vehicle</u>	<u>Row</u>	<u>Section</u>
1956	BOAT	BOAT,RED	UPULL-03		1997	BUICK LESABRE	GRN,4DR,3.8L,AT4,CUSTOM	UP09-B	B
1971	BOAT	GLASTRON V163 BOAT	UPULL-14		1997	BUICK LESABRE	MRN,4DR,3.8L,AT4,CUSTOM	UP04-C	C
1979	BOAT	WELLCRAFT V-20 STEP-LIFT BOAT	UP10-F	F	1997	BUICK LESABRE	SLVR,4DR,3.8L,AT4,CUSTOM	UP06-C	C
1972	CAMPER	WHITE,STARCRAFT	UPULL-03		1997	BUICK LESABRE	WHT,4DR,3.8L,AT4,CUSTOM	UP04-C	C
1970	124	BLUE 2DR,1.4L,5SPD	UP07-F	F	1999	BUICK LESABRE	GRAY 4DR CUST,3.8L,AT4	UP06-B	B
1961	404	GREEN 4DR,1.5L,AT	UP11-F	F	2000	BUICK LESABRE	BRONZE 4DR CUST,3.8L,AT4	UP09-C	C
1994	ACURA INTEGRA	BLU,2DR,1.8L,MT5,LS	UP16-C	C	1991	BUICK PARK AVENUE	WHT,4DR,3.8L,AT4,ULTRA	UP09-C	C
1997	ACURA INTEGRA	GREEN 2DR LS,1.8L,AT4,HARD FRT HIT	UP15-C	C	1992	BUICK PARK AVENUE	RED,4DR,3.8L,AT4	UP01-C	C
1988	ACURA LEGEND	RED,2DR,2.7L,AT4	UP16-C	C	1995	BUICK PARK AVENUE	WHT,4DR,3.8L,AT4	UP09-B	B
1990	ACURA LEGEND	GRY,4DR,2.7L,AT4,L	UP13-C	C	1996	BUICK PARK AVENUE	WHT,4DR,3.8L,AT4	UP09-B	B
1995	ACURA LEGEND	RED,2DR,3.2L,AT4,LS	UP16-D	D	1977	BUICK REGAL	BLUE,2DR	UP05-F	F
1985	AMC EAGLE	BLUE,4DR,4.2L,AT,SW,4X4	UP15-F	F	1992	BUICK REGAL	BLU,4DR,3.8L,AT4	UP05-B	B
1990	AUDI 90	WHITE 4DR,2.3L,AT4	UP14-C	C	1994	BUICK REGAL	MRN,4DR,3.1L,AT4,CUSTOM	UP09-B	B
1997	AUDI A6	BLK,4DR,2.8L,AT4,AWD,A6	UP13-C	C	1994	BUICK REGAL	PRPL,2DR,3.8L,AT4,CUSTOM	UP07-B	B
1980	BMW 320i	BLU,2DR,1.8L,MT5,320I	UP15-C	C	1994	BUICK REGAL	RED 2DR CUST,3.1L,AT4	UP07-B	B
1984	BMW 325e	MAROON,2DR,6 CYL,MT,EURO CAR	UP13-D	D	1994	BUICK REGAL	WHT,4DR,3.1L,AT4,CUSTOM	UP07-B	B
1995	BMW 325i	GRAY 2DR,2.5L,AT4	UP15-D	D	1995	BUICK REGAL	TAN,4DR,3.8L,AT4,CUSTOM	UP05-B	B
1984	BMW 533i	MRN,4DR,3.2L,MT5	UP11-C	C	2001	BUICK REGAL	WHT,4DR,3.8L,AT4,LS	UP06-C	C
1991	BUICK CENTURY	GRY,4DR SW,3.3L,AT4	UP06-C	C	1989	BUICK RIVIERA	PEARL,2DR,3.8L,AT4	UP01-C	C
1994	BUICK CENTURY	BLU,4DR,3.1L,AT4	UP06-B	B	1995	BUICK RIVIERA	TAN,2DR,3.8L,AT4	UP09-C	C
1994	BUICK CENTURY	BLU,4DR,3.1L,AT4	UP09-C	C	1993	BUICK ROADMASTER	BLU,4DR,5.7L,AT4	UP05-B	B
1997	BUICK CENTURY	GRN,4DR,3.1L,AT4	UP02-C	C	1993	BUICK ROADMASTER	MRN,4DR,5.7L,AT4 SW	UP08-B	B
1998	BUICK CENTURY	TAN,4DR,3.1L,AT4,LIMITED	UP04-C	C	1999	CADILLAC CATERA	BLK,4DR,3.0L,AT4	UP07-B	B
1999	BUICK CENTURY	BLU,4DR,3.1L,AT4	UP02-C	C	1984	CADILLAC CIMARRON	CREAM 4DR,2.0L,AT	UP14-F	F
2000	BUICK CENTURY	SLVR,4DR,3.1L,AT4,CUSTOM	UP02-C	C	1963	CADILLAC DEVILLE	CREAM 4DR,390,AT,BAD MOTOR,RUSTY CAR	UP16-F	F
2001	BUICK CENTURY	MRN,4DR,3.1L,AT4,CUSTOM	UP07-C	C	1965	CADILLAC DEVILLE	TAN,4DR,V8,AT	UP10-E	E
2001	BUICK CENTURY	SLVR,4DR,3.1L,AT4,LIMITED	UP09-C	C	1968	CADILLAC DEVILLE	WHITE,4DR	UPULL-16	
1969	BUICK ELECTRA	GREEN,2DR,7.0L,AT	UP04-F	F	1988	CADILLAC DEVILLE	WHT,2DR,4.5L,AT4	UP09-C	C
1973	BUICK ELECTRA	BROWN,4DR,V8,AT	UP15-F	F	1988	CADILLAC DEVILLE	YLW,4DR,4.5L,AT4	UP07-C	C
1974	BUICK LESABRE	GREEN,4DR,455CI,AT	UP01-F	F	1992	CADILLAC DEVILLE	BLU,4DR,4.9L,AT4	UP06-B	B
1988	BUICK LESABRE	SLVR,4DR,3.8L,AT4	UP08-C	C	1994	CADILLAC DEVILLE	BRN,4DR,4.9L,AT4	UP08-C	C
1991	BUICK LESABRE	BLU,4DR,3.8L,AT4	UP09-C	C	1995	CADILLAC DEVILLE	CRM,4DR,4.9L,AT4	UP01-C	C
1992	BUICK LESABRE	MRN,4DR,LIMITED,3.8L,AT4	UP05-B	B	1996	CADILLAC DEVILLE	BLU,4DR,4.6L,AT4	UP08-B	B
1992	BUICK LESABRE	TAN,3.8L,AT4,CUSTOM	UP08-C	C	1999	CADILLAC DEVILLE	GRY,4DR,4.6L,AT4	UP09-B	B
1993	BUICK LESABRE	GLD,4DR,3.8L,AT4,LIMITED	UP08-C	C	1992	CADILLAC ELDORADO	WHT,2DR,4.9L,AT4	UP09-B	B
1994	BUICK LESABRE	MRN,4DR,3.8L,AT4,CUSTOM	UP06-B	B	1993	CADILLAC ELDORADO	BLACK 2DR,4.9L,AT4	UP08-C	C
1994	BUICK LESABRE	TAN,4DR,3.8L,AT4,CUSTOM	UP08-C	C	1992	CADILLAC SEVILLE	BLK,4DR,4.9L,AT4,STS	UP06-C	C
1995	BUICK LESABRE	GRY,4DR,3.8L,AT4,CUSTOM	UP08-C	C	1996	CADILLAC SEVILLE	BLU,4DR SLS,4.6L,AT4	UP05-B	B
1995	BUICK LESABRE	TAN,4DR,3.8L,AT4,LIMITED	UP09-C	C	1947	CHEV	RUST,2DR,SIX CYL	UP08-F	F

Nordstrom's Ewe Pullet Facility

Vehicles Located Onsite: 1208

List Updated 1/23/2012



<u>Year</u>	<u>Make Model</u>	<u>Description of Vehicle</u>	<u>Row</u>	<u>Section</u>	<u>Year</u>	<u>Make Model</u>	<u>Description of Vehicle</u>	<u>Row</u>	<u>Section</u>
1949	CHEV	GREEN	UP16-F	F	1996	CHEVY CAVALIER	BLU,4DR,2.2L,AT3	UP05-C	C
1976	CHEVY 10 PICKUP	BLU,350,STD 4WD,AT3,SB	UP12-A	A	1996	CHEVY CAVALIER	ORNG,4DR,2.2L,AT3	UP02-C	C
1976	CHEVY 10 PICKUP	TAN,STD,350,AT3,SILVERADO	UP14-B	B	1996	CHEVY CAVALIER	PRPL,2DR,2.4L,MT5,Z24	UP13-D	D
1988	CHEVY 1500 PICKUP	BLACK/SILVER,2DR,5.7L,AT,RWD	UP12-B	B	1997	CHEVY CAVALIER	BLUE 4R,2.2L,AT3	UP07-C	C
1990	CHEVY 1500 PICKUP	BLK,2DR EXT,5.7L,AT4,4WD	UP10-B	B	1997	CHEVY CAVALIER	GREEN,2DR,2.2L,AT	UP05-C	C
1991	CHEVY 1500 PICKUP	RED,2DR STD,5.7L,AT4,LB	UP15-B	B	1999	CHEVY CAVALIER	BRN,2DR,2.2L,MT5	UP04-C	C
1992	CHEVY 1500 PICKUP	GLD/BLK,2DR STD,4WD,5.7L,AT4	UP16-B	B	1999	CHEVY CAVALIER	BRN,4DR,2.2L,AT4,LS	UP07-C	C
1992	CHEVY 1500 PICKUP	WHT,2DR EXT,5.7L,AT4,4WD	UP11-B	B	2000	CHEVY CAVALIER	RED,4DR,2.2L,AT4,LS	UP08-C	C
1992	CHEVY 1500 PICKUP	WHT,4WD SB,5.7L,AT4,EXT	UP05-A	A	2000	CHEVY CAVALIER	TAN,4DR,2.4L,AT4,LS	UP05-C	C
1993	CHEVY 1500 PICKUP	BLUE,2DR,5.7L,AT,4X4,EXTCAB,SILVERAD	UP08-A	A	2001	CHEVY CAVALIER	WHT,4DR,2.2L,AT4,LS	UP04-C	C
1993	CHEVY 1500 PICKUP	GRY,2DR STD,4.3L,AT4,W/T	UP13-B	B	2003	CHEVY CAVALIER	BLU,4DR,2.2L,AT4	UP02-C	C
1997	CHEVY 1500 PICKUP	GRN,2DR EXT,5.7L,AT4,4WD	UP10-B	B	2003	CHEVY CAVALIER	GREEN 4DR,2.2L,AT4	UP02-C	C
1997	CHEVY 1500 PICKUP	MRN,EXT,2-97,5.0L,AT4,4WD,Fr L HIT	UP16-A	A	1966	CHEVY CHEVELLE	GREEN,NODAM,4DR	UP09-F	F
1998	CHEVY 1500 PICKUP	WHT,3Dr EXT,5.7L,AT4,4WD	UP13-A	A	1968	CHEVY CHEVELLE	BROWN,4DR,8CYL,AT	UP13-F	F
1965	CHEVY 20 PICKUP	BLUE,2DR,STDCAB,5.7L,MT,RWD	UP03-F	F	1983	CHEVY CITATION	MAROON,2DR,2.8L	UP-F	F
1993	CHEVY 20 VAN	MAROON CONV,2DR,5.7L,AT4,RH SIDE	UP15-B	B	1995	CHEVY CORSICA	BLU,4DR,3.1L,AT4	UP01-C	C
1994	CHEVY 20 VAN	BLU,2DR,5.7L,AT4,BEAUVILLE	UP16-B	B	1995	CHEVY CORSICA	BLU,4DR,3.1L,AT4	UP05-C	C
1988	CHEVY 2500 PICKUP	RED/SLVR,STD LB,5.7L,AT4	UP14-B	B	1996	CHEVY CORSICA	ORNG,4DR,3.1L,AT4	UP07-B	B
1988	CHEVY 2500 PICKUP	WHITE,2DR,5.0L,AT,4X4,CHEYENNE	UP16-B	B	1962	CHEVY CORVAIR	RED	UP07-F	F
1993	CHEVY 2500 PICKUP	2 TONE BLUE,EXTSB 2WD,5.7L,AT4	UP11-B	B	1963	CHEVY CORVAIR	MAROON,2DR,4CYL,MT	UP06-F	F
1989	CHEVY ASTRO	BLUE-GRY 2DR,4.3L,AT4	UP03-C	C	1965	CHEVY CORVAIR	BROWN,2DR	UP04-F	F
1994	CHEVY ASTRO	PRPL,2DR,4.3L,AT4,AWD	UP03-C	C	1965	CHEVY CORVAIR	WHITE	UP14-F	F
1996	CHEVY ASTRO	WHT,2DR CONVN,AWD,4.3L,AT4	UP03-C	C	1973	CHEVY EL CAMINO	BLUE,2DR,5.7L,AT	UP03-F	F
2005	CHEVY ASTRO	WHT,2DR AWD,4.3L,AT4	UP03-C	C	1976	CHEVY EL CAMINO	BLACK,2DR,SUPER SPORT	UP01-F	F
2005	CHEVY AVEO	WHT,4DR,1.6L,AT4,LS	UP11-C	C	1979	CHEVY EL CAMINO	WHITE,2DR,V8,AT	UP02-F	F
1957	CHEVY BEL AIR	GREEN,2DR,WAGON	UP13-F	F	1997	CHEVY EXPRESS 2500 VAN	WHT,2DR EXT,5.7L,AT4,CARGO	UP11-B	B
1991	CHEVY BERETTA	MRN,2DR,3.1L,AT3,GT	UP09-B	B	2000	CHEVY EXPRESS 3500 VAN	WHT,2DR,5.7L,AT4,CARGO	UP08-A	A
1959	CHEVY BISCAYNE	RED	UP09-F	F	1995	CHEVY G30 VAN	RED,2DR,4.3L,AT4,CARGO	UP16-B	B
1989	CHEVY BLAZER	BLK,2DR 4WD,5.7L,AT4	UP11-A	A	1963	CHEVY IMPALA	BLACK,4DR,4.6L,AT	UP04-F	F
1976	CHEVY C20 PICKUP	RED,5.7L,AT,RWD	UP16-B	B	1968	CHEVY IMPALA		UP14-F	F
1983	CHEVY CAMARO	BLK,2DR,5.0L,MT5	UP07-C	C	1969	CHEVY IMPALA	GREEN,2DR,5.7L,AT	UP01-F	F
1984	CHEVY CAMARO	RED,2DR,2.8L,MT5	UP09-B	B	2001	CHEVY IMPALA	BLU,4DR,3.4L,AT4	UP01-C	C
1988	CHEVY CAMARO	WHT,2DR,2.8L,AT4,RS	UP08-C	C	2002	CHEVY IMPALA	BROWN,4DR,3.8L,AT,LS	UP01-C	C
1989	CHEVY CAMARO	RED 2DR RS,5.0L,AT4	UP05-C	C	2004	CHEVY IMPALA	SLVR,4DR,3.4L,AT4	UP09-B	B
1987	CHEVY CAPRICE	WHITE 4DR LS,5.0L,AT4	UP09-B	B	1992	CHEVY LUMINA APV VAN	GREEN 2DR,3.8L,AT4	UP03-C	C
1989	CHEVY CAVALIER	RED,2DR,2.0L,AT3	UP02-C	C	1994	CHEVY LUMINA APV VAN	BLUE,3.8L,AT	UP03-C	C
1992	CHEVY CAVALIER	RED,2DR,2.2L,AT3,VL	UP07-B	B	1992	CHEVY LUMINA CAR	BLU,4DR,3.1L,AT4,EURO	UP07-B	B
1995	CHEVY CAVALIER	BLUE 2DR,2.2L,AT3	UP05-C	C	1992	CHEVY LUMINA CAR	RED,4DR,3.1L,AT3,EURO	UP05-C	C
1995	CHEVY CAVALIER	GLD,4DR,2.2L,AT3	UP05-C	C	1993	CHEVY LUMINA CAR	GREY,4DR,3.1L,AT,EURO	UPULL-07	

Nordstrom's Ewe Pullet Facility

Vehicles Located Onsite: 1208

List Updated 1/23/2012



<u>Year</u>	<u>Make Model</u>	<u>Description of Vehicle</u>	<u>Row</u>	<u>Section</u>	<u>Year</u>	<u>Make Model</u>	<u>Description of Vehicle</u>	<u>Row</u>	<u>Section</u>
1995	CHEVY LUMINA CAR	BLU,4DR,3.1L,AT4	UP08-B	B	1975	CHEVY MONTE CARLO	SILVER,2DR,NO MOTOR,NO TRANS	UP07-F	F
1995	CHEVY LUMINA CAR	BLUE,4DR,3.1L,AT	UP08-B	B	1978	CHEVY MONTE CARLO	BROWN,2DR,5.0L,AT	UP10-F	F
1995	CHEVY LUMINA CAR	RED,4DR,3.1L,AT4,LS	UP07-C	C	1978	CHEVY MONTE CARLO	BROWN,2DR,5.0L,AT	UP10-F	F
1995	CHEVY LUMINA CAR	SLVR,4DR,3.1L,AT4	UP06-C	C	1978	CHEVY MONTE CARLO	BROWN,2DR,5.0L,AT	UP10-F	F
1995	CHEVY LUMINA CAR	WHT,4DR,3.1L,AT4	UP07-C	C	1978	CHEVY MONTE CARLO	BROWN,2DR,5.0L,AT,T-TOP	UP10-F	F
1996	CHEVY LUMINA CAR	BLU,4DR,3.1L,AT4,LS	UP08-B	B	1978	CHEVY MONTE CARLO	WHITE,2DR,3.8L,AT	UP15-F	F
1996	CHEVY LUMINA CAR	WHT,4DR,3.1L,AT4	UP07-B	B	1979	CHEVY MONTE CARLO	BLACK,2DR,5.0L,AT,T-TOP	UP10-F	F
1996	CHEVY LUMINA CAR	WHT,4DR,3.1L,AT4	UP07-B	B	1979	CHEVY MONTE CARLO	BLUE,2DR,5.0L,AT	UP10-F	F
1997	CHEVY LUMINA CAR	BLU,4DR,3.1L,AT4	UP01-C	C	1980	CHEVY MONTE CARLO	BLACK,2DR,4.4L,AT,T-TOP	UP10-F	F
1997	CHEVY LUMINA CAR	GREEN,4DR,3.1L,AT4	UP05-C	C	1980	CHEVY MONTE CARLO	BLUE,2DR,3.8L,AT	UP10-F	F
1997	CHEVY LUMINA CAR	GRN,4DR,3.1L,AT4	UP06-C	C	1996	CHEVY MONTE CARLO	RED,2DR,3.4L,AT4,Z34	UP01-C	C
1997	CHEVY LUMINA CAR	MRN,4DR,3.1L,AT4	UP06-B	B	1997	CHEVY MONTE CARLO	GREEN 2DR LS,3.1L,AT4	UP08-C	C
1997	CHEVY LUMINA CAR	WHT,4DR,3.1L,AT4	UP08-B	B	1998	CHEVY MONTE CARLO	BLK,2DR,3.8L,AT4,Z34	UP05-B	B
1998	CHEVY LUMINA CAR	MRN,4DR,3.1L,AT4	UP09-C	C	1998	CHEVY MONTE CARLO	MRN,2DR,3.1L,AT4,LS	UP02-C	C
1998	CHEVY LUMINA CAR	WHT,4DR,3.1L,AT4	UP06-C	C	2001	CHEVY MONTE CARLO	SILVER 2DR LS,3.4L,AT4	UP05-B	B
1999	CHEVY LUMINA CAR	MRN,4DR,3.1L,AT4	UP06-C	C	2002	CHEVY MONTE CARLO	WHT,2DR,3.8L,AT4,SS	UP05-C	C
2001	CHEVY LUMINA CAR	MRN,4DR,3.1L,AT4	UP09-C	C	1976	CHEVY NOVA	WHITE,2DR,AT	UP06-F	F
2001	CHEVY LUMINA CAR	WHITE 4DR,3.1L,AT4	UP05-B	B	1951	CHEVY PASSENGER CAR		UP12-F	F
1977	CHEVY MALIBU	BLUE,4DR,6CYL,AT	UP15-F	F	1956	CHEVY PASSENGER CAR		UP12-F	F
1981	CHEVY MALIBU	MAROON,4DR,3.8L,AT	UP12-F	F	1990	CHEVY PRIZM	BRONZE 4DR,1.6L,AT3	UP10-C	C
1983	CHEVY MALIBU	TAN,4DR,5.0L,AT,SW,CL	UP06-C	C	1997	CHEVY PRIZM	BLUE 4DR,1.6L,AT3	UP13-C	C
1998	CHEVY MALIBU	BLU,4DR,3.1L,AT4	UP06-C	C	2001	CHEVY PRIZM	SILVER 4DR,1.8L,AT3	UP13-D	D
1999	CHEVY MALIBU	BLU,4DR,3.1L,AT4,LS	UP07-B	B	1984	CHEVY S10 BLAZER	BLU,2DR 4WD,2.8L,AT4	UP15-B	B
2000	CHEVY MALIBU	TAN,4DR,3.1L,AT4	UP06-B	B	1989	CHEVY S10 BLAZER	BROWN,2DR,4.3L,AT,4X4	UP04-A	A
2000	CHEVY MALIBU	WHT,4DR,3.1L,AT4	UP05-B	B	1991	CHEVY S10 BLAZER	GRY,4DR 4WD,4.3L,AT4,TAHOE	UP14-A	A
2001	CHEVY MALIBU	BLK,4DR,3.1L,AT4,LS	UP04-C	C	1991	CHEVY S10 BLAZER	RED,4DR,4.3L,AT,4X4	UP10-B	B
2001	CHEVY MALIBU	SLVR,4DR,3.1L,AT4,LS	UP07-B	B	1992	CHEVY S10 BLAZER	BLACK,2DR,4.3L,4X4	UP13-B	B
2002	CHEVY MALIBU	SLVR,4DR,3.1L,AT4	UP07-C	C	1993	CHEVY S10 BLAZER	GREEN,4DR,4.3L,AT	UP15-A	A
2003	CHEVY MALIBU	TAN,4DR,3.1L,AT4	UP09-C	C	1994	CHEVY S10 BLAZER	BLU,4DR 4WD,4.3L,AT4	UP05-A	A
2004	CHEVY MALIBU	WHT,4DR,CLASSIC,2.2L,AT4	UP05-B	B	1994	CHEVY S10 BLAZER	GRN,4DR 4WD,4.3L CPI,AT4,LT	UP10-A	A
1989	CHEVY METRO	BLU,2DR,1.0L,MT5,LSI	UP16-C	C	1994	CHEVY S10 BLAZER	GRN,4DR,RWD,4.3L,AT4,LT	UP10-B	B
1994	CHEVY METRO	WHITE 2DR XFI,1.0L,MT5	UP15-E	E	1994	CHEVY S10 BLAZER	RED,2DR 4WD,4.3L CPI,AT4,LT	UP12-B	B
1995	CHEVY METRO	MRN,2DR,1.3L,AT3,LSI	UP11-C	C	1995	CHEVY S10 BLAZER	BLACK 4DR LT 4X4,4.3L,AT4	UP10-B	B
1996	CHEVY METRO	GRN,2DR,1.0L,MT5	UP16-D	D	1995	CHEVY S10 BLAZER	BLACK,4DR,4.3L,AT,4X4,LT	UP10-B	B
1997	CHEVY METRO	BLU,4DR LSI,1.3L,AT3	UP10-C	C	1995	CHEVY S10 BLAZER	GREEN,4DR,4.3L,AT	UP04-A	A
1997	CHEVY METRO	BLUE 4DR LSI,1.3L,AT4,AXLE SUSPENSIO	UP15-B	B	1997	CHEVY S10 BLAZER	GRY,4DR 4WD,4.3L,AT4,LS	UP13-A	A
1997	CHEVY METRO	BRN,2DR LSI,1.3L,AT3	UP16-C	C	1998	CHEVY S10 BLAZER	GRN,4DR 4WD,4.3L,AT4,LS	UP12-A	A
1974	CHEVY MONTE CARLO	BLUE,2DR,350V8,AT	UP14-F	F	1998	CHEVY S10 BLAZER	GRN,4DR 4WD,4.3L,AT4,LT	UP07-A	A
1975	CHEVY MONTE CARLO	RED,2DR,NO MOTOR,NO TRANS	UP09-F	F	1998	CHEVY S10 BLAZER	RED,4DR 4WD,4.3L,AT4,LT	UP10-A	A

Nordstrom's Ewe Pullet Facility

Vehicles Located Onsite: 1208

List Updated 1/23/2012



<u>Year</u>	<u>Make Model</u>	<u>Description of Vehicle</u>	<u>Row</u>	<u>Section</u>	<u>Year</u>	<u>Make Model</u>	<u>Description of Vehicle</u>	<u>Row</u>	<u>Section</u>
1988	CHEVY S10 PICKUP	BLU,2DR RWD,LB,2.5L,MT5	UP07-A	A	1994	CHRYSLER CONCORDE	MAROON 4DR,3.5L,AT4	UP04-E	E
1991	CHEVY S10 PICKUP	RED/SLVR,STDSB,2.8L,MT5	UP10-B	B	1995	CHRYSLER CONCORDE	GRAY 4DR,3.3L,AT4	UP14-E	E
1991	CHEVY S10 PICKUP	WHITE,2DR,4.3L,AT,4X4,EXTCAB,TAHOE	UP14-B	B	1995	CHRYSLER CONCORDE	GRN,4DR,3.3L,AT4	UP14-E	E
1992	CHEVY S10 PICKUP	RED,2DR,4.3L,AT	UP11-A	A	1995	CHRYSLER CONCORDE	WHT,4DR,3.3L,AT4,	UP03-E	E
1992	CHEVY S10 PICKUP	WHT,2DR STD,4.3L,AT4,RWD	UP11-B	B	1996	CHRYSLER CONCORDE	RED,4DR,3.5L,AT	UP01-E	E
1993	CHEVY S10 PICKUP	GREEN,2DR,4.3L,AT,RWD,EXTCAB	UP16-B	B	1996	CHRYSLER CONCORDE	RED,4DR,3.5L,AT4,LX	UP12-E	E
1993	CHEVY S10 PICKUP	RED,EXT,2.8L,MT5,RWD	UP15-B	B	1997	CHRYSLER CONCORDE	WHT,4DR,3.5L,AT4,LX	UP03-E	E
1998	CHEVY S10 PICKUP	GRN,EXT SB,2DR,4.3L,MT5,RWD	UP07-A	A	2000	CHRYSLER CONCORDE	WHT,4DR,2.7L,AT4,LX	UP03-E	E
1999	CHEVY SILVERADO 2500 PICKUP	GREY,2DR,6.0L,AT,RWD,EXTCAB,LS	UP04-A	A	2001	CHRYSLER CONCORDE	BLU,4DR,2.7L,AT4	UP07-E	E
1993	CHEVY STORM	TEAL,2DR,1.6L,AT3	UP15-D	D	2001	CHRYSLER CONCORDE	BLU,4DR,2.7L,AT4,LX	UP11-E	E
1988	CHEVY SUBURBAN 10	BLK,4DR 4WD,5.7L,AT4,V10	UP12-B	B	1983	CHRYSLER E-CLASS	GRAY 4DR,2.2L,AT3	UP04-E	E
1989	CHEVY SUBURBAN 1500	SLVR/BLU,4DR 4WD,5.7L,AT4,V15	UP16-A	A	1989	CHRYSLER LE BARON	MAROON 2DR CONV,2.5L,AT3	UP13-E	E
1993	CHEVY SUBURBAN 1500	BLU,4DR,5.7L,AT4,RWD,SILVERADO	UP10-B	B	1990	CHRYSLER LE BARON	RED,2DR,3.0L,AT,CONV	UP05-E	E
1993	CHEVY SUBURBAN 1500	WHITE 4DR 4X4,5.7L,AT4,BAD MOTOR	UP16-A	A	1990	CHRYSLER LE BARON	RED,2DR,CONV,3.0L,AT4	UP13-E	E
1996	CHEVY SUBURBAN 1500	BLACK 4DR LT,5.7L,AT4	UP15-B	B	1991	CHRYSLER LE BARON	WHT,4DR,3.0L,AT4	UP03-E	E
1999	CHEVY SUBURBAN 1500	WHT,4DR 4WD,5.7L,AT4,K15LT	UP12-A	A	1992	CHRYSLER LE BARON	BLK,4DR LX,3.0L,AT4	UP13-E	E
1993	CHEVY SUBURBAN 2500	WHT,4DR,4WD,5.7L,AT4	UP16-A	A	1992	CHRYSLER LE BARON	MRN,2DR,CONV,2.5L,AT3	UP03-E	E
2000	CHEVY TRACKER	RED,4DR,2.0L,AT,4X4	UP05-A	A	1992	CHRYSLER LE BARON	SLVR,4DR,3.0L,AT4,LANDAU	UP06-E	E
2000	CHEVY TRACKER	SILVER,4DR,2.0L,AT,4X4	UP16-B	B	1992	CHRYSLER LE BARON	TAN,4DR,3.0L,AT	UPULL-07	
1997	CHEVY VENTURE	GRN,4DR EXT,3.4L,AT4,LS	UP03-C	C	1995	CHRYSLER LE BARON	BLU,2DR,3.0L,AT4,GTC	UP03-E	E
1998	CHEVY VENTURE	GRN,2DR,3.4L,AT4	UP03-C	C	1994	CHRYSLER LHS	BLU,4DR,3.5L,AT4,LHS	UP02-E	E
1998	CHEVY VENTURE	TAN 4DR EXT,3.4L,AT4	UP03-C	C	1994	CHRYSLER LHS	WHT,4DR,3.5L,AT4	UP02-E	E
1999	CHEVY VENTURE	TAN,4DR,3.4L,AT4,LT	UP03-C	C	1997	CHRYSLER LHS	BLU,4DR,3.5L,AT4	UP04-E	E
1999	CHRYSLER 300M	GRN,4DR,3.5L,AT4,300M	UP03-E	E	2001	CHRYSLER LHS	SLVR,4DR,3.5L,AT4,LHS	UP06-E	E
1999	CHRYSLER 300M	GRN/GLD,4DR,3.5L,AT4,300M	UP12-E	E	1990	CHRYSLER NEW YORKER	BLUE,4DR,3.3L,AT	UP05-E	E
2001	CHRYSLER 300M	SILVER 4DR,3.5L,AT4	UP13-E	E	1991	CHRYSLER NEW YORKER	BLUE,4DR,3.3L,AT	UP05-E	E
1995	CHRYSLER CIRRUS	WHT,4DR LXI,2.5L,AT4	UP13-E	E	1991	CHRYSLER NEW YORKER	BROWN,4DR,3.3L,AT	UP01-E	E
1995	CHRYSLER CIRRUS	WHT,4DR,2.5L,AT4,LXI	UP02-E	E	1991	CHRYSLER NEW YORKER	GLD,4DR FIFTH AVE,3.3L,AT4	UP13-E	E
1996	CHRYSLER CIRRUS	GREEN 4DR LX,2.5L,AT4	UP02-E	E	1991	CHRYSLER NEW YORKER	PURPLE,4DR,3.3L,AT	UP14-E	E
1996	CHRYSLER CIRRUS	GRN,4DR LX,2.5L,AT4	UP07-E	E	1992	CHRYSLER NEW YORKER	RED 4DR,3.3L,AT4	UP02-E	E
1996	CHRYSLER CIRRUS	GRY,4DR,LX,2.5L,AT4	UP04-E	E	1993	CHRYSLER NEW YORKER	BLUE,4DR,3.3L,AT	UP05-E	E
1996	CHRYSLER CIRRUS	PURPLE 4DR LX,2.5L,AT4	UP05-E	E	1993	CHRYSLER NEW YORKER	WHITE,4DR,3.3L,AT	UP01-E	E
1996	CHRYSLER CIRRUS	WHITE,4DR,2.5L,AT	UP12-E	E	1996	CHRYSLER NEW YORKER	WHITE,4DR,3.5L,AT	UP01-E	E
1997	CHRYSLER CIRRUS	BLK,4DR,2.5L,AT4,LX	UP02-E	E	1996	CHRYSLER SEBRING	WHT,2DR CONV,2.5L,AT4,JX	UP03-E	E
2000	CHRYSLER CIRRUS	GRN,4DR,LX,2.4L,AT4	UP14-E	E	1998	CHRYSLER SEBRING	BLK,2DR,2.5L,AT4,LXI	UP07-E	E
1993	CHRYSLER CONCORDE	BLACK,4DR,3.3L,AT	UP04-E	E	1998	CHRYSLER SEBRING	GRAY 2DR CONV,2.5L,AT4	UP04-E	E
1993	CHRYSLER CONCORDE	GREY,4DR,3.3L,AT	UP12-E	E	1998	CHRYSLER SEBRING	RED,2DR CONV,2.5L,AT4,JXI	UP02-E	E
1993	CHRYSLER CONCORDE	GRN,4DR,3.5L,AT4	UP14-E	E	1998	CHRYSLER SEBRING	WHT,2DR,2.5L,AT4,LX	UP03-E	E
1994	CHRYSLER CONCORDE	GRN,4DR,3.5L,AT4	UP11-E	E	1999	CHRYSLER SEBRING	WHITE 2DR LXI,2.5L,AT4	UP14-E	E

Nordstrom's Ewe Pullet Facility

Vehicles Located Onsite: 1208

List Updated 1/23/2012




<u>Year</u>	<u>Make Model</u>	<u>Description of Vehicle</u>	<u>Row</u>	<u>Section</u>	<u>Year</u>	<u>Make Model</u>	<u>Description of Vehicle</u>	<u>Row</u>	<u>Section</u>
2001	CHRYSLER SEBRING	BLU,LXI,4DR,2.7L,AT4	UP07-E	E	1998	DODGE CARAVAN	GRN,2DR,3.0L,AT3	UP09-E	E
1997	CHRYSLER TOWN & COUNTRY	PRPL,4DR,3.3L,AT4,LX	UP09-E	E	1999	DODGE CARAVAN	PRPL,4DR PASVN,3.3L,AT4	UP09-E	E
1998	CHRYSLER TOWN & COUNTRY	RED,4DR 4WD,3.8L,AT4,LX	UP09-E	E	1999	DODGE CARAVAN	PRPL,4DR,3.3L,AT4,SE	UP09-E	E
1999	CHRYSLER TOWN & COUNTRY	BRN,4DR,3.8L,AT4,AWD,LIMITED	UP09-E	E	1984	DODGE CHARGER	YELLOW,2DR,2.2L,AT	UP07-E	E
2003	CHRYSLER TOWN & COUNTRY	BLU,4DR,3.3 FLEX,AT4,LX	UP09-E	E	1988	DODGE COLT	SILVER,2DR,1.5L,MT	UP03-E	E
2001	DAEWOO LEGANZA	SLVR,4DR,2.2L,AT4,CDX	UP13-C	C	1993	DODGE COLT	RED 4DR,1.8L,AT4	UP03-E	E
1955	DATSUN 210	BLUE,4DR	UP05-F	F	1986	DODGE D-50	RED,2DR STD,2.6L,MT5,4WD	UP08-A	A
1946	DODGE	PURPLE,4DR,6CYL,FLUID DRIVE	UP13-F	F	1987	DODGE DAKOTA	RED-WHT,STDLB,4X4,LE3.9L,AT3	UP14-B	B
1948	DODGE	4DR	UP02-F	F	1987	DODGE DAKOTA	WHT/BLU,STD LB,RWD,3.9L,4T3,LE	UP09-A	A
1950	DODGE		UP11-F	F	1989	DODGE DAKOTA	RED/WHT,2Dr STD,3.9L,AT4,4WD	UP13-B	B
1970	DODGE 100 PICKUP	BLUE,2DR,5.2L,AT,2WD	UP03-F	F	1990	DODGE DAKOTA	BLU,2DR EXT,3.9L,AT4,RWD	UP11-B	B
1971	DODGE 100 PICKUP	GLD,2DR STD,383,MT4,4WD	UP10-E	E	1991	DODGE DAKOTA	BRN,EXT 2WD SB,3.9L,AT4,SE	UP10-A	A
1987	DODGE 150 PICKUP	BLK/GOLD,2DR STD,5.2L,AT3	UP14-A	A	1992	DODGE DAKOTA	WHT,2DR STD,3.9L,AT4,LE	UP15-B	B
1996	DODGE 1500 PICKUP	BLK,STD SB,5.2L,AT4,SLT	UP07-A	A	1993	DODGE DAKOTA	MRN,EXT LB,5.2L,AT4,4WD,LE	UP05-A	A
1996	DODGE 1500 PICKUP	BLU/GRY,STD LB,5.9L,AT4,SLT	UP15-A	A	1994	DODGE DAKOTA	GREEN,2DR,3.9L,AT,4X4	UP13-B	B
1996	DODGE 1500 PICKUP	GREEN EXTSB 2WD,5.2L,AT4	UP13-A	A	1992	DODGE DAYTONA	BLUE,2DR,2.5L,AT,FWD	UPULL-04	
1997	DODGE 1500 PICKUP	BLK,2DR STD,5.2L,AT4,4WD,SLT	UP13-A	A	1999	DODGE DURANGO	WHT,4DR 4WD,5.2L,AT4,SLT	UP10-A	A
1999	DODGE 1500 PICKUP	WHT,STD LB,3.9L,AT4,WS	UP13-B	B	2000	DODGE DURANGO	MRN,4DR 4WD,4.7L,AT4,SLT	UP13-B	B
2001	DODGE 1500 PICKUP	BLK,2DR EXT,5.2L,AT4,ST,RWD	UP12-A	A	2000	DODGE DURANGO	SLVR,4DR 4WD,4.7L,AT4,SLT	UP13-B	B
2003	DODGE 1500 VAN	WHT2DR,5.9L,AT4,CARGO	UP13-B	B	1990	DODGE DYNASTY	BLUE,4DR,2.5L,AT	UP01-E	E
1974	DODGE 200 PICKUP	ORNG,2DR 4WD,360,AT4	UP12-A	A	1990	DODGE DYNASTY	MAROON,4DR,3.3L,AT	UP01-E	E
1977	DODGE 200 PICKUP	GRN,STDLB,4WD,318,AT3	UP-F	F	1992	DODGE DYNASTY	BLU-GREEN 4DR,3.3L,AT4	UP04-E	E
1978	DODGE 200 PICKUP	BLU,2DR STD,360,MT4,4WD	UP11-B	B	1993	DODGE DYNASTY	WHITE 4DR LE,3.3L,AT4	UP04-E	E
1992	DODGE 250 VAN	PRPL,2DR EXT,5.2L,AT3,250	UP11-A	A	1993	DODGE INTREPID	BLUE,4DR,3.3L,AT	UP01-E	E
1994	DODGE 250 VAN	RED,2DR,5.2L,AT4,CONV	UP06-B	B	1993	DODGE INTREPID	GREEN,4DR,3.3L,AT	UP01-E	E
1995	DODGE 2500 VAN	GRN,2DR,5.2L,AT4,B250	UP10-A	A	1993	DODGE INTREPID	GREEN,4DR,3.5L,AT	UP01-E	E
1983	DODGE 350 PICKUP	GRY/BLK,2DR STD,5.2L,AT3,4WD	UP16-B	B	1993	DODGE INTREPID	RED,4DR,3.3L,AT	UP01-E	E
1994	DODGE 350 VAN	WHT,2DR.5.2L,AT4,RWD EXT	UP15-B	B	1993	DODGE INTREPID	RED,4DR,3.3L,AT4,ES	UP12-E	E
1985	DODGE 600	SILVER,2DR,2.2L,AT,CONV,TURBO	UP01-E	E	1994	DODGE INTREPID	GREEN 4DR ES,3.5L,AT4	UP04-E	E
1995	DODGE AVENGER	RED,2DR,ES,2.5L,AT4	UP14-E	E	1994	DODGE INTREPID	WHITE,4DR,3.3L,AT	UPULL-04	
1996	DODGE AVENGER	BLACK,2DR,2.0L,MT	UP01-E	E	1995	DODGE INTREPID	BLU,4DR,3.3L,AT4	UP12-E	E
1996	DODGE AVENGER	BLACK,2DR,2.0L,MT	UP01-E	E	1995	DODGE INTREPID	GRN,4DR,3.3L,AT4,ES	UP02-E	E
1997	DODGE AVENGER	GREEN 2DR,2.0L,MT5	UP05-E	E	1995	DODGE INTREPID	GRN,4DR,3.5L,AT4	UP07-E	E
1993	DODGE CARAVAN	GRN,PASVN,3.0L,AT3,SE	UP09-E	E	1995	DODGE INTREPID	WHITE 4DR,3.3L,AT4	UP12-E	E
1994	DODGE CARAVAN	GRN,2DR,3.3L,AT4,GRAND SE	UP09-E	E	1996	DODGE INTREPID	MAROON,4DR,3.5L,AT	UP07-E	E
1994	DODGE CARAVAN	WHITE,3.3L	UPULL-08		1996	DODGE INTREPID	PURPLE,4DR,3.3L,AT	UP04-E	E
1995	DODGE CARAVAN	RED,2DR,3.3L,AT4,GRAND SE	UP09-E	E	1996	DODGE INTREPID	RED,4DR,3.3L,AT4	UP06-E	E
1997	DODGE CARAVAN	GRY,2D2,3.3L,AT4,SE	UP09-E	E	1996	DODGE INTREPID	WHT,4DR,3.5L,AT4	UP04-E	E
1997	DODGE CARAVAN	WHT,2DR,3.3L,AT4,SE	UP09-E	E	1997	DODGE INTREPID	BLUE 4DR,3.3L,AT4	UP06-E	E

Nordstrom's Ewe Pullet Facility

Vehicles Located Onsite: 1208

List Updated 1/23/2012



<u>Year</u>	<u>Make Model</u>	<u>Description of Vehicle</u>	<u>Row</u>	<u>Section</u>	<u>Year</u>	<u>Make Model</u>	<u>Description of Vehicle</u>	<u>Row</u>	<u>Section</u>
1997	DODGE INTREPID	BLUE,4DR,3.5L,AT	UP05-E	E	1996	DODGE NEON	GREEN,2DR,2.0L,AT,HIGHLINE	UP12-E	E
1997	DODGE INTREPID	MRN,4DR ES,3.5L,AT4	UP14-E	E	1996	DODGE NEON	GRN,4DR,2.0L,AT3	UP03-E	E
1997	DODGE INTREPID	PURPLE,4DR,3.3L,AT	UP05-E	E	1997	DODGE NEON	GREEN 4DR,2.0L,AT3	UP05-E	E
1997	DODGE INTREPID	WHT,4DR,3.5L,AT4	UP13-E	E	1997	DODGE NEON	PRPL,4DR,2.0L,AT3,SPRT	UP02-E	E
1998	DODGE INTREPID	WHT,4DR,2.7L,AT4	UP11-E	E	1998	DODGE NEON	GREY,4DR,2.0L,AT	UP01-E	E
1999	DODGE INTREPID	BLK,4DR ES,3.2L,AT4	UP07-E	E	1998	DODGE NEON	RED 4DR,2.0L,AT3	UP14-E	E
1999	DODGE INTREPID	GLD,4DR,2.7L,AT4	UP12-E	E	1999	DODGE NEON	BLK,4DR,2.0L,AT3,HIGHLINE	UP11-E	E
1999	DODGE INTREPID	GRN,4DR,2.7L,AT4	UP12-E	E	1999	DODGE NEON	BLK,4DR,2.0L,AT3,SPORT	UP11-E	E
1999	DODGE INTREPID	GRY,4DR,3.2L,AT4,ES	UP03-E	E	1999	DODGE NEON	GRY,2DR,2.0L,AT3	UP06-E	E
1999	DODGE INTREPID	GRY,4DR,3.2L,AT4,ES	UP13-E	E	2000	DODGE NEON	TAN 4DR 2.0L AT	UP11-E	E
1999	DODGE INTREPID	SILVER 4DR,2.7L,AT4	UP13-E	E	2003	DODGE NEON	RED,4DR,2.0L,AT4,SE	UP11-E	E
1999	DODGE INTREPID	WHITE,4DR,2.7L,AT	UP05-E	E	2003	DODGE NEON	RED,4DR,2.0L,AT4,SXT	UP02-E	E
2000	DODGE INTREPID	BRONZE 4DR,2.7L,AT4	UP12-E	E	1966	DODGE PASSENGER CAR	BLUE,2DR,AT	UP15-F	F
2000	DODGE INTREPID	GREEN 4DR,2.7L,AT4	UP14-E	E	1993	DODGE SPIRIT	RED,4DR,2.5L,AT3	UP06-E	E
2000	DODGE INTREPID	SILVER 4DR,2.7L,AT4	UP11-E	E	1994	DODGE SPIRIT	GRN,4DR,3.0L,AT4	UP14-E	E
2000	DODGE INTREPID	SLVR,4DR,2.7L,AT4	UP11-E	E	1995	DODGE SPIRIT	PRPL,4DR,2.5L,AT3	UP06-E	E
2000	DODGE INTREPID	SLVR,4DR,3.2L,AT4,ES	UP06-E	E	1995	DODGE STRATUS	RED,4DR,2.5L,AT4,ES	UP06-E	E
2000	DODGE INTREPID	WHITE 4DR,2.7L,AT4	UP05-E	E	1996	DODGE STRATUS	GRN,4DR,2.4L,AT4	UP12-E	E
2000	DODGE INTREPID	WHITE 4DR,2.7L,AT4	UP11-E	E	1996	DODGE STRATUS	GRN,4DR.2.0L,MT5	UP03-E	E
2000	DODGE INTREPID	WHT,4DR,2.7L,AT4	UP07-E	E	1996	DODGE STRATUS	GRN.4DR,2.4L,AT4	UP13-E	E
2001	DODGE INTREPID	BLU,4DR,2.7L,AT4,SE	UP11-E	E	1996	DODGE STRATUS	MAROON 4DR,2.4L,AT4	UP14-E	E
2001	DODGE INTREPID	BRN,4DR SE,2.7L,AT4	UP13-E	E	1997	DODGE STRATUS	BLK,4DR,2.4L,AT4	UP07-E	E
2001	DODGE INTREPID	GLD,4DR,2.7L,AT4,SE	UP11-E	E	1997	DODGE STRATUS	SLVR,4DR,2.4L,AT4	UP03-E	E
2001	DODGE INTREPID	SLVR,4DR,2.7L,AT4,SE	UP11-E	E	1998	DODGE STRATUS	SLVR,4DR,2.5L,AT4,ES	UP07-E	E
2002	DODGE INTREPID	BLU,4DR SE,2.7L,AT4	UP13-E	E	2000	DODGE STRATUS	SLVR,4DR,2.5L,AT4,ES	UP06-E	E
2002	DODGE INTREPID	BLU,4DR,2.7L,AT4,SE	UP06-E	E	2002	DODGE STRATUS	BLUE 4DR SXT,2.4L,AT4	UP04-E	E
2002	DODGE INTREPID	BLUE 4DR SE,2.7L,AT4	UP02-E	E	1974	DODGE VALIANT	GREEN,4DR,5.2L,AT	UP04-F	F
2002	DODGE INTREPID	MRN,4DR,SE,2.7L,AT4	UP14-E	E	1992	EAGLE TALON	MAROON 2DR,2.0L,AT4	UP12-C	C
2002	DODGE INTREPID	SLVR,4DR,3.5L,AT4,ES	UP11-E	E	1993	EAGLE VISION	BLU,4DR,3.3L,AT4,ESI	UP15-C	C
2003	DODGE INTREPID	GLD,4DR,2.7L,AT4,SE	UP13-E	E	1995	EAGLE VISION	BLUE,4DR,3.5L,ESI,AT	UP04-E	E
2004	DODGE INTREPID	GLD,4DR,2.7L,AT4,SE	UP12-E	E	1996	EAGLE VISION	GRN,4DR,3.5L,AT4	UP07-E	E
1973	DODGE MATADOR	BROWN,4DR,4.2L,AT	UP10-E	E	1997	EAGLE VISION	RED,4DR,3.5L,AT4,TSI	UP12-E	E
1995	DODGE NEON	BLK,2DR SPORT,2.0L,AT3	UP04-E	E	1980	FIAT X 1/9	BLUE	UP09-F	F
1995	DODGE NEON	BLUE 4DR,2.0L,AT3	UP02-E	E	1995	FORD AEROSTAR	GRN,2DR 4WD,4.0L,AT4,XLT	UP09-D	D
1995	DODGE NEON	GREEN 2DR,2.0L,AT3	UP06-E	E	1996	FORD AEROSTAR	TAN 2DR,3.0L,AT4,RWD,XLT	UP09-D	D
1995	DODGE NEON	MAROON 4DR,2.0L,MT5	UP05-E	E	1985	FORD BRONCO	BLK,2DR 4WD,5.8L,AT3,XLT	UP14-B	B
1995	DODGE NEON	SALMON,4DR,2.0L,AT3,SPRT	UP06-E	E	1992	FORD BRONCO	MRN-SLVR 2DR 4X4,5.0L,AT4	UPULL-16	
1996	DODGE NEON	BLACK,2DR,2.0L,AT	UP01-E	E	1987	FORD BRONCO II	GREEN-TAN,2DR,4X4,2.9L,AT4	UP10-B	B
1996	DODGE NEON	BLUE 2DR,2.0L,AT3	UP05-E	E	1989	FORD BRONCO II	BLU,2DR 4WD,2.9L,AT4,XLT	UP06-B	B

Nordstrom's Ewe Pullet Facility

Vehicles Located Onsite: 1208

List Updated 1/23/2012




<u>Year</u>	<u>Make Model</u>	<u>Description of Vehicle</u>	<u>Row</u>	<u>Section</u>	<u>Year</u>	<u>Make Model</u>	<u>Description of Vehicle</u>	<u>Row</u>	<u>Section</u>
1990	FORD BRONCO II	BLU,2DR 4WD,2.9L,MT5,XLT	UP10-A	A	1994	FORD ESCORT	RED,4DR WGN,1.9L,AT4,SE	UP02-D	D
1995	FORD CONTOUR	TAN,4DR GL,2.0L,AT4	UP03-D	D	1995	FORD ESCORT	BLK,2DR,1.9L,MT5,LX	UP05-D	D
1995	FORD CONTOUR	TAN,4DR,2.0L,AT	UP03-D	D	1995	FORD ESCORT	BLU,4DR SW,1.9L,AT4,LX	UP01-D	D
1995	FORD CONTOUR	WHT,4DR,2.0L,AT4,GL	UP01-D	D	1995	FORD ESCORT	PNK,4DR,1.9L,AT4,LX	UP12-D	D
1996	FORD CONTOUR	RED,4DR,2.0L,AT4	UP03-D	D	1995	FORD ESCORT	PRPL,4DR SW,1.9L,MT5,SW,LX	UP10-D	D
1996	FORD CONTOUR	RED,4DR,2.0L,AT4,GL	UP01-D	D	1995	FORD ESCORT	YLW,4DR WGN,1.9L,AT4	UP03-D	D
1997	FORD CONTOUR	BLACK 4DR GL,2.0L,MT5	UP08-D	D	1997	FORD ESCORT	GREEN 4DR SW,2.0L,AT4	UP05-D	D
1997	FORD CONTOUR	GREEN 4DR GL,2.0L,MT5	UP03-D	D	1997	FORD ESCORT	GRN,4DR SW,2.0L,AT4,LX	UP11-D	D
1997	FORD CONTOUR	GRN,4DR,2.0L,AT4,GL	UP12-D	D	1997	FORD ESCORT	RED,4DR SW,LX,2.0L,AT4	UP03-D	D
1997	FORD CONTOUR	TAN,4DR,2.0L,AT4,GL	UP04-D	D	1999	FORD ESCORT	BLU,4DR,2.0L,AT4,SE	UP07-D	D
1997	FORD CONTOUR	TAN,4DR,2.0L,MT5,GL	UP12-D	D	1999	FORD ESCORT	BLU,4DR,SE,2.0L,AT4	UP03-D	D
1998	FORD CONTOUR	MAROON,4DR,2.5L,AT	UP08-D	D	1999	FORD ESCORT	GREEN 2DR ZX2,2.0L,AT4	UP06-D	D
1998	FORD CONTOUR	MRN,4DR,2.0L,AT4,SE	UP04-D	D	1999	FORD ESCORT	RED 4DR SE,2.0L,AT4	UP01-D	D
1998	FORD CONTOUR	RED,4DR,2.0L,AT4,SE	UP04-D	D	1999	FORD ESCORT	RED,2DR,2.0L,AT4,ZX2	UP05-D	D
1998	FORD CONTOUR	RED,4DR,2.5L,AT,SE	UP05-D	D	1999	FORD ESCORT	RED,4DR,SE,2.0L,AT4	UP06-D	D
1998	FORD CONTOUR	WHITE 4DR GL,2.0L,AT4	UP08-D	D	1999	FORD ESCORT	SLVR,2DR,2.0L,AT4,ZX2	UP01-D	D
1999	FORD CONTOUR	BLU,4DR SE,2.0L,AT4	UP03-D	D	2000	FORD ESCORT	SILVER 2DR ZX2,2.0L,AT4	UP06-D	D
1999	FORD CONTOUR	BLUE 4DR LX,2.0L,MT5	UP06-D	D	2001	FORD ESCORT	BLK,2DR ZX2,2.0L,MT5	UP03-D	D
1999	FORD CONTOUR	BLUE,4DR,2.0L,AT	UP03-D	D	2001	FORD ESCORT	RED,4DR,2.0L,AT4,SE	UP05-D	D
1999	FORD CONTOUR	GRN,4DR,2.0L,AT4,SE	UP07-D	D	2001	FORD ESCORT	WHT,4DR,2.0L,AT4,SE	UP07-D	D
2000	FORD CONTOUR	WHT,4DR,2.0L,AT4,SE	UP07-D	D	2002	FORD ESCORT	GRAY 2DR ZX2,2.0L,MT5	UP06-D	D
2000	FORD CONTOUR	WHT,4DR,2.0L,AT4,SE	UP11-D	D	1992	FORD EXPLORER	RED,4DR,4.0L,AT	UP12-B	B
1992	FORD CROWN VICTORIA	BRN,4DR,4.6L,AT4,LX	UP10-D	D	1992	FORD EXPLORER	TAN/BRN,4DR 4WD,4.0L,AT4,XLT	UP12-B	B
1992	FORD CROWN VICTORIA	TAN,4DR,4.6L,AT4,LX	UP12-D	D	1993	FORD EXPLORER	GRN-TAN BOTTOM,4DR,4WD,4.0L,AT4	UP14-B	B
1995	FORD CROWN VICTORIA	RED,4DR,4.6L,AT4,LX	UP04-D	D	1993	FORD EXPLORER	RED,4DR 4WD,4.0L,MT5,XLT	UP09-A	A
1997	FORD CROWN VICTORIA	BLU,4DR,LX,4.6L,AT4	UP11-D	D	1993	FORD EXPLORER	WHT,4WD,4.0L,AT4,SPORT	UP12-B	B
1999	FORD CROWN VICTORIA	WHT,4DR,4.6L,AT4,POLICE	UP04-D	D	1994	FORD EXPLORER	GRN,4DR 4WD,4.0L,AT4,EDDIE	UP16-A	A
2000	FORD CROWN VICTORIA	WHITE 4DR COP,4.6L,AT4	UP11-D	D	1994	FORD EXPLORER	GRN,4DR 4WD,4.0L,AT4,XLT	UP14-B	B
1989	FORD E150 VAN	GRAY 2DR CONV,5.0L,AT4	UP15-A	A	1994	FORD EXPLORER	GRN,4DR 4WD,4.0L,AT4,XLT	UP12-B	B
1993	FORD E150 VAN	BLU,2DR,5.8L,AT4,CONV	UP06-B	B	1995	FORD EXPLORER	GRN,4WD,4.0L,AT4,XLT,EDDIE BAURER	UP12-B	B
1993	FORD E150 VAN	WHT,2DR,5.0L,AT4,E150	UP15-B	B	1995	FORD EXPLORER	PRPL,4WD 4DR,4.0L,AT4,LIMITED	UP05-A	A
1994	FORD E150 VAN	MRN-SLVR,2DR,XLT,PASS,5.8L,AT4	UP12-B	B	1995	FORD EXPLORER	WHITE 4DR XLT 4X4,4.0L,AT4	UP15-B	B
1996	FORD E150 VAN	GRN,2DR/5.8L,AT4,CONVERSION	UP11-B	B	1996	FORD EXPLORER	BLK,2DR 4WD,4.0L,MT5,SPRT	UP15-B	B
1995	FORD E250 VAN	WHITE 2DR,4.9L,AT3	UP12-B	B	1996	FORD EXPLORER	TAN,4DR 4WD,4.0L,AT4,XLT	UP10-B	B
1997	FORD E250 VAN	WHT,2DR,5.4L,AT4,CARGO	UP16-B	B	1997	FORD EXPLORER	GRN,4DR 4WD,5.0L,AT4,XLT	UP09-A	A
1996	FORD E350	GOLD,5.8L,AT,CLUB WAGON	UP16-A	A	1997	FORD EXPLORER	WHT,4DR 4WD,5.0L,AT4,EDDIE BAUER	UP15-B	B
1991	FORD ESCORT	RED 4DR SW LX,1.9L,MT5	UP02-D	D	1998	FORD EXPLORER	GREEN,4DR,4.0L,AT,4X4,XLT	UP04-A	A
1993	FORD ESCORT	GRY,4DR SW,1.9L,AT4,LX	UP10-D	D	1998	FORD EXPLORER	WHT,4DR 4WD,4.0L,AT4,XLT	UP12-A	A
1994	FORD ESCORT	BLUE 2DR LX,1.9L,AT4	UP05-D	D	1998	FORD EXPLORER	WHT,4DR 4WD,4.0L,AT4,XLT	UP06-B	B

Nordstrom's Ewe Pullet Facility

Vehicles Located Onsite: 1208

List Updated 1/23/2012



<u>Year</u>	<u>Make Model</u>	<u>Description of Vehicle</u>	<u>Row</u>	<u>Section</u>	<u>Year</u>	<u>Make Model</u>	<u>Description of Vehicle</u>	<u>Row</u>	<u>Section</u>
1999	FORD EXPLORER	BLUE,4DR,4.0L,AT,AWD,XLT	UP11-B	B	1962	FORD FAIRLANE	WHITE,2DR,6CYL,AT	UP13-F	F
1967	FORD F100 PICKUP	RED,2DR	UP10-E	E	1967	FORD FAIRLANE	WHITE,4DR,260CI,AT	UP08-F	F
1968	FORD F100 PICKUP	RED,2DR	UP10-E	E	1991	FORD FESTIVA	RED,2DR,1.3L,MT5,L	UP05-D	D
1969	FORD F100 PICKUP	AQUA,2DR,4.9L,RWD	UP10-E	E	2000	FORD FOCUS	BLACK 4DR ZTS,2.0L,AT4	UP04-D	D
1970	FORD F100 PICKUP	BLUE,2DR,V8,MT,RWD,CUSTOM	UP04-F	F	2000	FORD FOCUS	BLU,4DR,2.0L,AT4,SE	UP10-D	D
1970	FORD F100 PICKUP	GRN,2DR STD,5.0L,MT,RWD	UP05-F	F	2000	FORD FOCUS	SILVER 4DR SE,2.0L,AT4	UP04-D	D
1971	FORD F100 PICKUP	GREEN,2DR,AT	UP13-F	F	2001	FORD FOCUS	BLK,4DR,2.0L,AT4,SE	UP11-D	D
1971	FORD F100 PICKUP	WHITE/RED,360CI,AT,RWD	UP15-F	F	2002	FORD FOCUS	GREEN,4DR,2.0L	UP06-D	D
1971	FORD F100 PICKUP	WHT/RED,RWD,5.9L,MT4,F100	UP14-A	A	2002	FORD FOCUS	RED,4DR,2.0L,AT4,ZTS	UP11-D	D
1975	FORD F100 PICKUP	RED,2DR,V8,AT,RWD	UP16-B	B	2002	FORD FOCUS	WHITE 4DR LX,2.0L,AT4	UP11-D	D
1978	FORD F150 PICKUP	GREEN,2DR,4.9L,AT,RWD	UP-F	F	2003	FORD FOCUS	GRY,4DR,2.0L,AT4,SE	UP02-D	D
1982	FORD F150 PICKUP	GRY,2DR STD,5.0L,AT3,4WD	UP06-B	B	1960	FORD GALAXIE	BLACK,4DR	UP08-F	F
1984	FORD F150 PICKUP	BLU,2DR STD,4.9L,AT4,RWD	UP13-B	B	1962	FORD GALAXIE	AQUA,4DR	UP-F	F
1985	FORD F150 PICKUP	GRY,STD LB,5.0L,AT4,XLT	UP15-A	A	1962	FORD GALAXIE	BROWN,4DR,4.7L,AT,500	UP10-E	E
1989	FORD F150 PICKUP	GRY,2DR EXT,5.0L,MT5,XLT	UP16-B	B	1965	FORD GALAXIE	GALAXIE 500	UP03-F	F
1989	FORD F150 PICKUP	MRN/SLVR,2DR,4WD,5.0L,AT4,XLT	UP06-B	B	1968	FORD GALAXIE	GOLD,4DR,5.0L,AT,500	UP-F	F
1992	FORD F150 PICKUP	MRN-GRY EXTSB 4X4,5.0L,AT4,FRONT HIT	UP16-A	A	1955	FORD LTD	BLUE,FORD RANCH WAGON	UP05-F	F
1993	FORD F150 PICKUP	BLU,EXTSB,XLT,5.0L,AT4	UP12-B	B	1969	FORD LTD	RED,4DR,5.8L,AT	UP09-F	F
1994	FORD F150 PICKUP	BLACK/GREY,2DR,5.0L,AT,4X4,XTCAB,XLT	UP07-A	A	1984	FORD LTD	MAROON 4DR,3.3L,AT	UPULL-04	
1994	FORD F150 PICKUP	GRN,2DR EXT,5.0L,AT4,4WD,XLT	UP15-B	B	1970	FORD MAVERICK	TAN	UP09-F	F
1994	FORD F150 PICKUP	TAN,4WD EXT,5.0L,AT4,XLT	UP14-B	B	1971	FORD MAVERICK	RED,2DR,6CYL,GRABBER	UP05-F	F
1996	FORD F150 PICKUP	2DR,SILVER,4.9 MT	UP13-B	B	1973	FORD MUSTANG	BLUE 2DR,5.0L,AT	UP08-F	F
1996	FORD F150 PICKUP	GRN,2WD STD,LB,4.9L,MT5,F150,XL	UP11-A	A	1979	FORD MUSTANG	BLACK,2DR,2.3L,MT	UP14-F	F
1999	FORD F150 PICKUP	BLK,4DR EXT,4.6L,AT4,XLT	UP13-A	A	1989	FORD MUSTANG	BLUE,2.3L	UPULL-10	
1963	FORD F250 PICKUP	WHITE,6CYL,MT,RWD,UNIBODY	UP01-F	F	1994	FORD MUSTANG	RED 2DR,3.8L,AT4	UP06-D	D
1969	FORD F250 PICKUP	GRN,2DR STD,360,AT3,CUSTOM	UP10-E	E	1995	FORD MUSTANG	RED,2DR,3.8L,AT4	UP05-D	D
1971	FORD F250 PICKUP	YEL,STD,360,AT3,F250	UP09-A	A	1979	FORD PINTO	WHITE,2DR,2.3L,AT	UP07-F	F
1972	FORD F250 PICKUP	RED,2DR,5.9L,MT,4X4	UP03-F	F	1993	FORD PROBE	BLU,2DR,2.0L,AT4	UP02-D	D
1977	FORD F250 PICKUP	GRN/WHT,STD LB,7.5L,AT3,RWD	UP14-B	B	1993	FORD PROBE	RED 2DR GT,2.5L,MT5	UP06-D	D
1982	FORD F250 PICKUP	BLU,4WD,4.9L,MT4,LB	UP11-B	B	1995	FORD PROBE	PRPL,2DR,SE,2.0L,MT5	UP01-D	D
1991	FORD F250 PICKUP	MAROON,2DR,5.0L,AT	UPULL-16		1985	FORD RANGER	RED,STD LB,2.3L,MT5,XLT	UP04-A	A
1993	FORD F250 PICKUP	MRN,2DR,4WD,5.8L,MT5,XL	UP14-B	B	1987	FORD RANGER	ORNG,EXT SB,2.9L,MT5,STX	UP07-A	A
1995	FORD F250 PICKUP	GRN,2WD EXT,5.8L,AT4,XL,F250	UP12-B	B	1990	FORD RANGER	BLU,2DR EXT,2.9L,MT5,XLT	UP14-A	A
1996	FORD F250 PICKUP	RED,2DR EXT,4WD,7.5L,AT4,XLT	UP06-B	B	1991	FORD RANGER	GRY,2DR EXT,4.0L,AT4,RWD,SB	UP08-A	A
1996	FORD F250 PICKUP	WHT,2DR STD,5.8L,AT4,XL	UP13-B	B	1991	FORD RANGER	SLVR,STD LB,2.3L,AT4,RWD,XLT	UP11-A	A
1999	FORD F250 PICKUP	WHITE 4EXTSB 2WD,5.4L,AT4	UP11-B	B	1996	FORD RANGER	ORG,EXT 4WD,4.0L,AT4,XLT	UP05-A	A
2000	FORD F250SD PICKUP	WHITE,2DR,5.4L,AT,RWD,EXTCAB,XLT	UP15-A	A	1993	FORD TAURUS	BLK,4DR,3.2L,AT4,SHO	UP05-D	D
1987	FORD F350 PICKUP	GREY,2DR,5.8L,AT,4X4,XL	UP11-B	B	1993	FORD TAURUS	GRN,4DR,3.2L,AT4,SHO	UP07-D	D
1962	FORD FAIRLANE	P,WHITE,2DR,OLD,RUSTY	UP13-F	F	1993	FORD TAURUS	MRN,4DR,GL,3.0L,AT4	UP01-D	D

Nordstrom's Ewe Pullet Facility

Vehicles Located Onsite: 1208

List Updated 1/23/2012



<u>Year</u>	<u>Make Model</u>	<u>Description of Vehicle</u>	<u>Row</u>	<u>Section</u>	<u>Year</u>	<u>Make Model</u>	<u>Description of Vehicle</u>	<u>Row</u>	<u>Section</u>
1993	FORD TAURUS	RED 4DR SHO,3.2L,AT4	UP07-D	D	1999	FORD TAURUS	RED 4DR SE,3.0L,AT4	UP09-D	D
1993	FORD TAURUS	RED,4DR,3.2L,AT,SHO	UP07-D	D	1999	FORD TAURUS	RED,4DR,3.0L,AT,SE	UP12-D	D
1994	FORD TAURUS	GRN,4DR SW,3.0L,AT4,GL	UP12-D	D	1999	FORD TAURUS	SLVR,4DR,3.0L,AT4,SE	UP05-D	D
1994	FORD TAURUS	GRN,4DR,3.0L,AT4,GL	UP11-D	D	1999	FORD TAURUS	TAN,4DR SE,3.0L,AT4	UP03-D	D
1994	FORD TAURUS	RED 4DR SW,GL,3.0L,AT4	UP08-D	D	1999	FORD TAURUS	TAN,4DR,3.0L,AT4,SE	UP02-D	D
1994	FORD TAURUS	WHITE 4DR GL,3.0L,AT4	UP06-D	D	1999	FORD TAURUS	WHITE 4DR,SE,3.0L,AT4	UP03-D	D
1995	FORD TAURUS	GREEN 4DR LX,3.0L,AT4	UP08-D	D	1999	FORD TAURUS	WHITE,4DR,SE,2.4L,AT	UP08-D	D
1995	FORD TAURUS	GREEN,4DR,3.0L,AT,GL	UP07-D	D	2000	FORD TAURUS	BLK,4DR,3.0L DOHC,AT4,SE	UP10-D	D
1995	FORD TAURUS	TAN,4DR,3.0L,AT4,GL	UP12-D	D	2000	FORD TAURUS	BLU,4DR,3.0L,AT4,SES	UP12-D	D
1996	FORD TAURUS	BLU,4DR,3.0L,AT4,GL	UP11-D	D	2000	FORD TAURUS	BLUE 4DR SE,3.0L,AT4	UP04-D	D
1996	FORD TAURUS	BLU,4DR,GL,3.0L,AT4	UP08-D	D	2000	FORD TAURUS	RED,4DR,3.0L FLEX,AT4,SE	UP02-D	D
1996	FORD TAURUS	RED 4DR G,3.0L,AT4	UP07-D	D	2000	FORD TAURUS	SILVER 4DR SE,3.0L,AT4	UP03-D	D
1996	FORD TAURUS	TAN,4DR,3.0L,AT,FWD	UPULL-04		2000	FORD TAURUS	SILVER 4DR SE,3.0L,AT4	UP08-D	D
1997	FORD TAURUS	BLK,4DR,3.0L,AT4,GL	UP12-D	D	2000	FORD TAURUS	WHITE 4DR SES,3.0L,AT4	UP06-D	D
1997	FORD TAURUS	BLK,4DR,3.0L,AT4,GL	UP07-D	D	2001	FORD TAURUS	BLU,4DR WGN,3.0L,AT4,SE	UP11-D	D
1997	FORD TAURUS	BLU,4DR,3.0L,AT4,GL	UP04-D	D	2001	FORD TAURUS	BLUE,4DR,3.0L,AT,SE	UP10-D	D
1997	FORD TAURUS	GRN,4DR,3.0L FLEX,AT4,GL	UP07-D	D	2001	FORD TAURUS	MRN,4DR,LX,3.0L,AT4	UP02-D	D
1997	FORD TAURUS	GRN,4DR,3.0L,AT4,GL	UP01-D	D	2001	FORD TAURUS	SLVR,4DR,3.0L,AT4,SES	UP12-D	D
1997	FORD TAURUS	GRN,4DR,3.0L,AT4,GL	UP02-D	D	2001	FORD TAURUS	WHITE 4DR LX,3.0L,AT4,BAD TRANS	UP10-D	D
1997	FORD TAURUS	SLVR,4DR,3.0L OHV,AT4,GL	UP01-D	D	2002	FORD TAURUS	BLK,4DR,3.0L,AT4,SE	UP11-D	D
1997	FORD TAURUS	WHITE 4DR GL,3.0L,AT4	UP08-D	D	2002	FORD TAURUS	GRY,4DR SW,3.0L,AT4,SE	UP07-D	D
1997	FORD TAURUS	WHT,4DR SW,GL,3.0L,AT4	UP01-D	D	2003	FORD TAURUS	BLK,4DR SES,3.0L,AT4	UP02-D	D
1998	FORD TAURUS	BLU,4DR,3.0L DOHC,AT4,SE	UP07-D	D	2003	FORD TAURUS	GRY,4DR,3.0L,AT4,SE	UP04-D	D
1998	FORD TAURUS	BLU,4DR,3.0L,AT4,SE	UP02-D	D	2003	FORD TAURUS	SLVR,4DR,3.0L,AT4,SES	UP12-D	D
1998	FORD TAURUS	BLU,4DR,3.0L,AT4,SE	UP02-D	D	1992	FORD TEMPO	BEIGE,4DR,2.3L,AT3,GL	UP04-D	D
1998	FORD TAURUS	BLU,4DR,3.0L,AT4,SE	UP11-D	D	1993	FORD TEMPO	SILVER 4DR GL,2.3L,AT3	UP10-D	D
1998	FORD TAURUS	GREEN 4DR SE,3.0L,AT4	UP10-D	D	1993	FORD TEMPO	TAN,4DR,2.3L,AT3,GL	UP07-D	D
1998	FORD TAURUS	GRN,4DR,3.0L,AT4,SE	UP02-D	D	1972	FORD THUNDERBIRD	BLUE 2DR,429,AT	UP08-F	F
1998	FORD TAURUS	MRN,4DR,3.0L,AT4,SE	UP01-D	D	1978	FORD THUNDERBIRD	TAN 2DR,5.8L,AT3	UP-F	F
1998	FORD TAURUS	MRN,4DR,3.0L,AT4,SE	UP12-D	D	1982	FORD THUNDERBIRD	BROWN,2DR,3.8L,AT	UP14-F	F
1998	FORD TAURUS	RED,4DR,3.0L,AT4,SE	UP10-D	D	1982	FORD THUNDERBIRD	MRN,2DR,3.8L,AT3	UP-F	F
1998	FORD TAURUS	SLVR,4DR,3.0L,AT4,SE	UP12-D	D	1987	FORD THUNDERBIRD	BRN,2DR,3.8L,AT4	UP12-D	D
1998	FORD TAURUS	WHT,4DR,3.0L,AT4,SE	UP05-D	D	1995	FORD THUNDERBIRD	RED,2DR,4.6L,AT,LX	UP02-D	D
1998	FORD TAURUS	WHT,4DR,3.0L,AT4,SE	UP05-D	D	1995	FORD THUNDERBIRD	TAN,2DR,4.6L,AT	UP06-D	D
1998	FORD TAURUS	WHT,4DR,3.0L,AT4,SE	UP10-D	D	1997	FORD THUNDERBIRD	WHT,2DR,3.8L,AT4	UP03-D	D
1999	FORD TAURUS	BLK,4DR SE,3.0L,AT4	UP02-D	D	1969	FORD TORINO	MAROON,2DR,GT	UP-F	F
1999	FORD TAURUS	BLU,4DR,3.0L,AT4,LX	UP10-D	D	1972	FORD TORINO	WHITE,2DR,351,AT,RWD	UP02-F	F
1999	FORD TAURUS	GREEN,4DR,3.0L,AT	UP03-D	D	1973	FORD TORINO	ORANGE,2DR,351C,AT	UP02-F	F
1999	FORD TAURUS	GRN,4DR,SE,3.0L,AT4	UP03-D	D	1974	FORD TORINO	BROWN,2DR,5.8L,AT	UP15-F	F

Nordstrom's Ewe Pullet Facility

Vehicles Located Onsite: 1208

List Updated 1/23/2012



<u>Year</u>	<u>Make Model</u>	<u>Description of Vehicle</u>	<u>Row</u>	<u>Section</u>	<u>Year</u>	<u>Make Model</u>	<u>Description of Vehicle</u>	<u>Row</u>	<u>Section</u>
1995	FORD WINDSTAR	RED,2DR,3.8L,AT4,GL	UP09-D	D	1986	HONDA ACCORD	SILVER 4DR DX,2.0L,MT5	UP11-C	C
1995	FORD WINDSTAR	TAN 2DR LX,3.8L,AT4	UP09-D	D	1986	HONDA ACCORD	SLVR,4DR,2.0L,AT4,LXI	UP15-C	C
1995	FORD WINDSTAR	WHITE 4DR GL,3.8L,AT4	UP09-D	D	1988	HONDA ACCORD	TAN,4DR,2.0L,AT4,LXI	UP16-D	D
1998	FORD WINDSTAR	GREEN,3.8L,AT	UPULL-09		1990	HONDA ACCORD	BLK,4DR,2.2L,AT4,EX	UP04-B	B
1998	FORD WINDSTAR	GRN,2DR,3.8L,AT4,GL	UP09-D	D	1990	HONDA ACCORD	BLU,2DR,2.2L,AT4,DX	UP12-C	C
1998	FORD WINDSTAR	RED,2DR,3.8L,AT4,GL	UP09-D	D	1990	HONDA ACCORD	RED,4DR,2.2L,AT4,LX	UP15-D	D
1998	FORD WINDSTAR	TAN,2DR,3.8L,AT4,GL	UP09-D	D	1991	HONDA ACCORD	MRN,4DR,2.2L,AT4,EX	UP15-D	D
1999	FORD WINDSTAR	GRN,4DR,3.8L,AT4,SE	UP09-D	D	1992	HONDA ACCORD	GRAY 4DR EX,2.2L,AT4	UP11-C	C
1999	FORD WINDSTAR	GRN,4DR,3.8L,AT4,SEL	UP09-D	D	1992	HONDA ACCORD	GRN,4DR,2.2L,AT4,EX	UP15-B	B
2000	FORD WINDSTAR	GOLD 4DR SEL,3.8L,AT4	UP09-D	D	1992	HONDA ACCORD	RED,4DR,2.2L,MT5,LX	UP11-C	C
2000	FORD WINDSTAR	GREEN 4DR LX,3.8L,AT4	UP09-D	D	1992	HONDA ACCORD	WHT,4DR,2.2L,MT5,EX	UP11-C	C
2000	FORD WINDSTAR	WHT,3.8L,AT4,LX	UP09-D	D	1993	HONDA ACCORD	GREEN 4DR EX,2.2L,AT4	UP12-C	C
2000	FORD WINDSTAR	WHT,4DR,3.8L,AT4,SEL	UP09-D	D	1993	HONDA ACCORD	GRN,4DR,SE,2.2L,AT4	UP13-D	D
2001	FORD WINDSTAR	WHT,4DR,3.8L,AT4,SEL	UP09-D	D	1993	HONDA ACCORD	RED 2DR LX,2.2L,AT4	UP15-C	C
1995	GEO PRIZM	RED,4DR,1.6L,MT5,LSI	UP15-D	D	1994	HONDA ACCORD	RED,4DR,2.2L,AT,EX	UP15-C	C
1996	GEO PRIZM	RED,4DR,1.6L,AT3	UP16-D	D	1995	HONDA ACCORD	BLACK,2DR,2.2L,AT,LX	UP05-B	B
1964	GMC 1000 PICKUP	GREEN,2DR,6CYL,MT,RWD	UP09-F	F	1995	HONDA ACCORD	RED,4DR,2.2L,AT4,EX	UP14-D	D
1994	GMC 1500 PICKUP	WHT,2DR EXT,5.7L,AT4,4WD	UP15-B	B	1995	HONDA ACCORD	RED,4DR,2.2L,MT5,EX	UP16-C	C
1995	GMC 1500 PICKUP	BLUE,2DR,5.7L,AT,4X4,EXTCAB,SL	UP08-A	A	1996	HONDA ACCORD	GRN,4DR,2.2L,AT4,LX	UP15-C	C
1995	GMC 1500 PICKUP	WHT,2DR STD,4.3L,AT4,RWD	UP13-B	B	1996	HONDA ACCORD	PEWTER,4DR LX,2.2L,AT4	UP13-D	D
1998	GMC 1500 PICKUP	GRY,5.7L,AT4,4WD EXT,SLE	UP12-A	A	1996	HONDA ACCORD	SLVR,4DR,2.2L,AT4,LX	UP15-C	C
1997	GMC 2500 PICKUP	RED STDSB CAB-CHASS,5.7L,AT4,2WD	UP12-B	B	1996	HONDA ACCORD	WHT,4DR,2.2L,AT4,LX	UP16-E	E
1988	GMC 2500 VAN	WHT,2DR,5.7L,AT4,CONVERSION	UP13-B	B	1998	HONDA ACCORD	BLK,4DR,2.3L VTECH,MT5,LX	UP13-D	D
1994	GMC 2500 VAN	GRY,2DR,5.7L,AT4,CONV VN	UP04-A	A	2001	HONDA ACCORD	GLD,4DR,3.0L,AT4,EX	UP16-C	C
1978	GMC 3500 VAN	GRN,2DR,6.6L,AT3,3500	UP10-A	A	1987	HONDA CIVIC	MRN,4DR,1.5L,MT5	UP16-D	D
1992	GMC S15 JIMMY	GREEN 4DR SLT 4X4,4.3L,AT4	UP10-B	B	1988	HONDA CIVIC	MRN,4DR DX,1.5L,AT4	UP12-C	C
1994	GMC S15 JIMMY	GREEN,4DR,4.3L,AT,4X4	UP05-A	A	1989	HONDA CIVIC	BLACK,2DR,4CYL,AT,FWD	UPULL-13	
1995	GMC S15 JIMMY	WHITE 4DR SLT,4X4,4.3L,AT4	UP14-B	B	1990	HONDA CIVIC	RED,4DR,1.5L,AT4,LX	UP16-E	E
1996	GMC S15 JIMMY	BLACK 4DR SLT 4X4,4.3L,AT4	UP10-B	B	1991	HONDA CIVIC	BLK,4DR,1.6L,MT5,EX	UP16-E	E
1998	GMC S15 JIMMY	SILVER 4DR SLE 4X4,4.3L,AT4	UP15-B	B	1992	HONDA CIVIC	GRN,4DR,1.5L,AT4,DX	UP15-D	D
2000	GMC S15 JIMMY	GRN,4WD,4.3L,AT4,SLE	UP11-A	A	1992	HONDA CIVIC	WHITE,4DR,LX,1.6L,AT	UP14-C	C
1986	GMC S15 PICKUP	GRY,RWD EXT,2.5L,AT4,S15	UP10-B	B	1993	HONDA CIVIC	RED,4DR,1.5L,AT	UP13-C	C
1992	GMC SAFARI VAN	BLU,PASVN EXT,4.3L,AT4	UP03-C	C	1994	HONDA CIVIC	GRY,4DR,1.5L,AT4	UP13-D	D
1997	GMC SAVANA 2500 VAN	WHT,2DR,PASVN,5.7L,AT4	UP14-B	B	1994	HONDA CIVIC	GRY,4DR,1.5L,AT4,LX	UP10-C	C
2000	GMC SIERRA 1500 PICKUP	WHT,2DR STD,4.8L,AT4,SL	UP13-A	A	1994	HONDA CIVIC	WHT,2DR,1.5L,AT4,DX	UP14-D	D
1997	GMC SONOMA PICKUP	PRIMER,STD SB,2.2L,MT5,SLE	UP15-B	B	1998	HONDA CIVIC	BLU,4DR,1.6L,AT4,DX	UP16-E	E
1987	GMC SUBURBAN 1500	BRN/TAN,4DR 4WD,5.7L,AT4	UP11-B	B	1998	HONDA CIVIC	WHT,2DR,1.6L,MT5,EX	UP13-C	C
1995	GMC YUKON	BLK,4DR 4WD,5.7L,AT4,SLT	UP13-A	A	1999	HONDA CIVIC	GRN,2DR,1.6L,AT4,DX	UP11-C	C
1970	HONDA 600	WHITE,2DR,MT,FWD	UP02-F	F	1999	HONDA CIVIC	RED,2DR EX,1.6L,AT4	UP13-C	C

Nordstrom's Ewe Pullet Facility

Vehicles Located Onsite: 1208

List Updated 1/23/2012



<u>Year</u>	<u>Make Model</u>	<u>Description of Vehicle</u>	<u>Row</u>	<u>Section</u>	<u>Year</u>	<u>Make Model</u>	<u>Description of Vehicle</u>	<u>Row</u>	<u>Section</u>
1999	HONDA CIVIC	WHT,4DR,1.6L,MT5,LX	UP13-C	C	1993	JEEP CHEROKEE	BLK,4DR 4WD,4.0L,MT5,SPRT	UP10-B	B
2001	HONDA CIVIC	TAN,4DR LX,1.7L,AT4	UP12-C	C	1996	JEEP CHEROKEE	BLU,4DR 4WD,4.0L,AT4,COUNTRY	UP13-A	A
1986	HONDA CRX	RED,2DR,1.5L,AT4	UP11-C	C	1996	JEEP CHEROKEE	RED 2DR SPORT,4X4,4.0L,MT5	UP13-B	B
1989	HONDA CRX	RED,2DR,1.5L,MT5	UP16-E	E	1996	JEEP CHEROKEE	RED,4DR 4WD,4.0L,AT4,SPRT	UP10-B	B
1990	HONDA CRX	BLUE 2DR DX,1.5L,AT4	UP16-E	E	1993	JEEP GRAND CHEROKEE	WHT,4DR 4WD,5.2L,AT4,LAREDO	UP14-B	B
1993	HONDA DEL SOL	RED,2DR,1.5L,AT,CONV	UP16-E	E	1994	JEEP GRAND CHEROKEE	GRN,4DR 4WD,5.2L,AT4,LIMITED	UP15-A	A
1997	HONDA PASSPORT	RED 4DR 2WD,3.2L,AT4	UP14-A	A	1995	JEEP GRAND CHEROKEE	BLK,4DR 4WD,5.2L,AT4,LIMITED	UP08-A	A
1989	HONDA PRELUDE	SLVR,2DR,2.0L,AT4,S	UP15-B	B	1995	JEEP GRAND CHEROKEE	GRN,4WD,5.2L,AT4,LIMITED	UP10-B	B
1990	HONDA PRELUDE	WHT,2DR,2.05L,MT5,SI	UP10-C	C	1995	JEEP GRAND CHEROKEE	WHT,4DR 4WD,4.0L,AT4,LAREDO	UP12-B	B
1992	HONDA PRELUDE	BLU,2DR,2.2L,AT4	UP13-D	D	1996	JEEP GRAND CHEROKEE	BLK,4DR 4WD,5.2L,AT4,LIMITED	UP09-A	A
2001	HYUNDAI ACCENT	WHT,2DR,1.5L,MT5,L	UP15-C	C	1996	JEEP GRAND CHEROKEE	GRY,4DR 4WD,5.2L,AT4,LAREDO	UP14-B	B
1999	HYUNDAI ELANTRA	GRY,4DR,2.0L,AT4,GL	UP15-B	B	1997	JEEP GRAND CHEROKEE	BLK,4DR,4.0L,AT4,LIMITED	UP12-B	B
1999	HYUNDAI ELANTRA	RED,4DR,GL,2.0L,AT4	UP10-C	C	1997	JEEP GRAND CHEROKEE	GRAY,4DR,5.2L,AT,4X4	UP15-B	B
2000	HYUNDAI ELANTRA	SLVR,4DR,2.0L,AT4,GLS	UP15-C	C	1997	JEEP GRAND CHEROKEE	PURPLE,4DR,4.0L,AT,4X4,LAREDO	UP16-B	B
1992	HYUNDAI EXCEL	BLU,4DR,1.5L,AT4,GL	UP15-B	B	1998	JEEP GRAND CHEROKEE	SLVR,4DR 4WD,5.2L,AT4,LIMITED	UP09-A	A
1992	HYUNDAI EXCEL	GRY,2DR,1.5L,MT4	UP13-C	C	1987	JEEP WAGONEER	SILVER 4DR 4X4,4.0L,AT4	UP16-B	B
1999	HYUNDAI SONATA	SILVER 4DR GLS,2.0L,AT4	UP14-C	C	2002	KIA RIO	BLU,4DR,1.5L,MT5	UP16-D	D
1999	HYUNDAI SONATA	WHT,4DR,2.5L,AT4,GL	UP16-D	D	1996	KIA SEPHIA	TAN,4DR,1.8L,AT4,LS	UP13-D	D
2000	HYUNDAI SONATA	WHT,4DR,2.5L,AT4,GLS	UP16-D	D	1999	KIA SEPHIA	BLK,4DR LS,1.8L,AT4	UP12-C	C
1994	INFINITI J30	BLACK,4DR,3.0L,AT	UP11-C	C	1999	KIA SEPHIA	GRN,4DR,1.8L,AT4	UP16-D	D
1994	INFINITI J30	BLK,4DR,3.0L,AT4	UP11-C	C	2002	KIA SPECTRA	SLVR,4DR,1.8L,MT5	UP14-D	D
1991	INFINITI Q45	TAN,4DR,4.5L,AT4,Q45	UP15-B	B	2000	KIA SPORTAGE	GREEN 4DR EX 4X4,2.0L,AT4	UP14-A	A
1994	INFINITI Q45	WHITE 4DR,4.5L,AT4	UP14-C	C	1993	LEXUS ES300	WHT,4DR,3.0L,AT4	UP15-B	B
1953	INTERNATIONAL PICKUP	YELLOW,2DR,VAN,INLINE 6 CYL,MT	UP03-F	F	1990	LEXUS LS400	BLK,4DR,4.0L,AT4	UP15-C	C
1959	INTERNATIONAL PICKUP	WHITE,3DR,6 CYL,MT	UP10-E	E	1991	LEXUS LS400	BLU,4DR,4.0L,AT4	UP16-C	C
1967	INTERNATIONAL PICKUP	RED,2DR,STD,V8,MT	UP11-F	F	1986	LINCOLN CONTINENTAL	SILVER,4DR,5.0L,AT	UP01-D	D
1966	INTERNATIONAL SCOUT	BLUE,2DR,4CYL,3SPD	UP12-F	F	1993	LINCOLN CONTINENTAL	BLU,4DR,3.8L,AT4,SIGNATURE	UP04-D	D
1974	INTERNATIONAL SCOUT	BROWN,2DR,V8,MT,4X4	UP04-F	F	1994	LINCOLN CONTINENTAL	RED,4DR,3.8L,AT4,SIGNATURE	UP11-D	D
1983	ISUZU PICKUP	BLK/SLVR,STD 4WD,1.9L,MT4,SB,LS	UP10-A	A	1994	LINCOLN CONTINENTAL	WHT,4DR,3.8L,AT4,EXECUTIVE	UP11-D	D
1992	ISUZU RODEO	RED,4DR,3.1L,MT,4X4	UP08-A	A	1995	LINCOLN CONTINENTAL	TAN,4DR,4.6L,AT	UP08-D	D
1995	ISUZU RODEO	GRN,4DR,3.2L,MT5,4WD,LS	UP07-A	A	1996	LINCOLN CONTINENTAL	BLK,4DR,4.6L,AT4	UP04-D	D
1998	ISUZU RODEO	GREEN 4DR LS 4X4,3.2L,AT4	UP04-A	A	1998	LINCOLN CONTINENTAL	BLUE 4DR,4.6L,AT4	UP08-D	D
1990	ISUZU TROOPER	WHT,4DR 4WD,2.6L,MT5,S	UP13-B	B	1984	LINCOLN MARK VII	SLVR,2DR,5.0L,AT4,LSC	UP05-D	D
1995	ISUZU TROOPER	GRN,4DR 4WD,3.2L,AT4,LIMITED	UP11-B	B	1995	LINCOLN MARK VIII	RED,2DR,4.6L,AT4,LSC	UP12-D	D
2001	ISUZU TROOPER	PWTR,4DR 4WD,3.5L,AT4,S	UP15-A	A	1956	LINCOLN TOWN CAR	BLUE	UP02-F	F
1991	JAGUAR XJ6	GLD,4DR,4.0L,AT4,XJ6	UP13-C	C	1974	LINCOLN TOWN CAR	BROWN,4DR,7.5L,AT	UP10-E	E
1989	JEEP CHEROKEE	WHT,4DR 4WD,4.0L,MT5	UP11-B	B	1976	LINCOLN TOWN CAR	BLUE,4DR,7.5L,AT	UP06-F	F
1990	JEEP CHEROKEE	BLUE,4DR,4.0L,AT,4X4	UP11-A	A	1990	LINCOLN TOWN CAR	WHT,4DR,5.0L,AT4	UP02-D	D
1990	JEEP CHEROKEE	PRPL,4DR 4WD,4.0L,MT5,WG	UP14-B	B	1992	LINCOLN TOWN CAR	WHT,4DR,4.6L,AT4,EXECUTIVE	UP02-D	D

Nordstrom's Ewe Pullet Facility

Vehicles Located Onsite: 1208

List Updated 1/23/2012



<u>Year</u>	<u>Make Model</u>	<u>Description of Vehicle</u>	<u>Row</u>	<u>Section</u>	<u>Year</u>	<u>Make Model</u>	<u>Description of Vehicle</u>	<u>Row</u>	<u>Section</u>
1993	LINCOLN TOWN CAR	MRN,4DR,4.6L,AT4,EXECUTIVE	UP01-D	D	1996	MERCURY MYSTIQUE	GRN,4DR,2.0L,AT4,GS	UP04-D	D
1991	MAZDA 323	BLU,2DR,1.6L,MT5,SE	UP14-D	D	1998	MERCURY MYSTIQUE	GREEN 4DR LS,2.5L,AT4	UP06-D	D
1994	MAZDA 323	WHT,2DR,1.6L,AT4,323	UP10-C	C	1998	MERCURY MYSTIQUE	GRN,4DR,2.0L,AT4,GS	UP11-D	D
1989	MAZDA 626	GREY,4DR,2.2L,AT	UPULL-13		1998	MERCURY MYSTIQUE	RED,4DR,2.5L,AT4,LS	UP05-D	D
1990	MAZDA 626	WHT,4DR DX,2.2L,AT4	UP10-C	C	1999	MERCURY MYSTIQUE	MRN,4DR,2.0L,AT4,GS	UP10-D	D
1997	MAZDA 626	BLK,4DR,2.0L,AT4,LX	UP11-C	C	1966	MERCURY PASSENGER CAR	GRAY,4DR	UP13-F	F
1997	MAZDA 626	BLK,4DR,LX,2.0L,AT4	UP13-C	C	1994	MERCURY SABLE	MAROON 4DR GS,3.8L,AT4	UP08-D	D
1997	MAZDA 626	GRN,4DR,2.0L,AT4,LX	UP15-C	C	1994	MERCURY SABLE	TAN,4DR,3.8L,AT4,GS	UP04-D	D
1998	MAZDA 626	BRNZ,4DR,2.0L,AT4,LX	UP15-C	C	1994	MERCURY SABLE	WHT,4DR,3.8L,AT4,GS	UP05-D	D
1987	MAZDA B-2000	RED,EXT SB,2.0L,MT5,B2000	UP04-A	A	1996	MERCURY SABLE	GREEN 4DR GS,3.0L,AT4	UP07-D	D
1992	MAZDA B-2200	BLACK,2DR,2.2L,MT	UP11-B	B	1996	MERCURY SABLE	GRN,4DR,3.0L,AT4,GS	UP01-D	D
1994	MAZDA B-4000	BRN,EXT SB,4WD,4.0L,AT4,LE	UP15-A	A	1997	MERCURY SABLE	BLUE 4DR SW GS,3.0L,AT4	UP08-D	D
1995	MAZDA MILLENIA	TAN,4DR,2.5L,AT4	UP13-C	C	1997	MERCURY SABLE	GLD,4DR,3.0L,AT4,GS	UP05-D	D
1997	MAZDA MILLENIA	WHT,4DR,2.5L,AT4	UP13-D	D	1998	MERCURY SABLE	BLACK 4DR LS,3.0L,AT4	UP06-D	D
1999	MAZDA MILLENIA	BLK,4DR,2.5L,AT4	UP16-C	C	1998	MERCURY SABLE	SILVER 4DR GS,3.0L,AT4	UP06-D	D
1992	MAZDA MPV VAN	TAN,4DR,3.4L,AT,4X4	UP09-A	A	1999	MERCURY SABLE	RED,4DR,3.0L,AT4,GS	UP10-D	D
1994	MAZDA MPV VAN	SILVER 4DR 4WD,3.0L,AT4	UP10-B	B	2000	MERCURY SABLE	BRN,4DR,3.0L,AT4,LS	UP12-D	D
1995	MAZDA MX-3	WHT,2DR,1.6L,AT4,MX3	UP10-C	C	2000	MERCURY SABLE	GOLD 4DR GS,3.0L,AT4	UP08-D	D
1989	MAZDA MX-6	RED,2DR,2.2L,AT	UP14-C	C	2002	MERCURY SABLE	WHT,4DR,3.0L,AT4,GS	UP05-D	D
1994	MAZDA MX-6	WHT,2DR,2.5L,MT5,LS	UP16-D	D	1992	MERCURY TOPAZ	RED 2DR GS,2.3L,MT5	UP08-D	D
1993	MAZDA PROTEGE	TAN,4DR,1.8L,MT5,DX	UP16-D	D	1994	MERCURY TRACER	MRN,4DR,1.9L,AT4	UP03-D	D
1995	MAZDA PROTEGE	GREEN 4DR LX,1.5L,AT4	UP12-C	C	1995	MERCURY TRACER	GREEN 4DR TRIO,1.9L,AT4	UP07-D	D
1995	MAZDA PROTEGE	WHT,4DR,1.5L,AT4,DX	UP16-D	D	1995	MERCURY TRACER	PINK 4DR,1.9L,AT4	UP10-D	D
1996	MAZDA PROTEGE	BLUE 4DR LX,1.5L,AT4	UP12-C	C	1998	MERCURY TRACER	WHITE 4DR LS,2.0L,AT4	UP06-D	D
1978	MERCEDES-BENZ 280E	YLW,4DR,2.8L,AT3,280E	UP16-C	C	1998	MERCURY TRACER	WHITE,4DR,2.0L,AT	UP06-D	D
1988	MERCEDES-BENZ 300E	BLU,4DR,SW,3.0L,AT4	UP12-C	C	1998	MERCURY VILLAGER	RED,2DR,3.0L,AT4,LS	UP09-D	D
1980	MERCURY BOBCAT	RED	UP07-F	F	1970	MGB	GREEN,2DR,4CYL,MT	UP05-F	F
1991	MERCURY CAPRI	RED 2DR CONV,1.6L,AT4	UP16-E	E	1993	MITSUBISHI DIAMANTE	OFF WHT,4DR,3.0L,AT4,LS	UP10-C	C
1978	MERCURY COUGAR	WHITE,2DR,5.0L,AT	UP14-F	F	1995	MITSUBISHI DIAMANTE	BLK,4DR,3.0L,AT4,LS	UP11-C	C
1979	MERCURY COUGAR	WHITE,4DR,5.8,AT	UP02-F	F	1990	MITSUBISHI ECLIPSE	RED,2DR GSX,2.0L,MT5	UP13-D	D
1994	MERCURY COUGAR	GRN,2DR,4.6L,AT4,XR7	UP04-D	D	1993	MITSUBISHI ECLIPSE	RED,2DR,2.0L,MT5,GS	UP15-D	D
1992	MERCURY GRAND MARQUIS	WHT,4DR,LS,4.6L,AT4	UP03-D	D	1994	MITSUBISHI ECLIPSE	WHT,2DR,1.8L,MT5	UP15-D	D
1995	MERCURY GRAND MARQUIS	PRPL,4DR,4.6L,AT4,LS	UP01-D	D	1995	MITSUBISHI ECLIPSE	RED,2DR,2.0L,MT5,RS	UP16-D	D
1985	MERCURY LYNX	GRAY 2DR,2.0L,MT5	UP08-D	D	1996	MITSUBISHI ECLIPSE	GRN,2DR,2.0L,AT4,TURBO,GS-T	UP12-C	C
1968	MERCURY MONTEGO	GOLD 4DR,390,AT,LITE FRT,OLD CAR	UP15-F	F	1996	MITSUBISHI ECLIPSE	WHITE,2DR,2.0L,AT,RS	UP16-E	E
1997	MERCURY MOUNTAINEER	GRN,4DR 4WD,5.0L,AT4	UP12-B	B	2000	MITSUBISHI ECLIPSE	BLK,2DR,3.0L,AT4,GT	UP14-D	D
1995	MERCURY MYSTIQUE	BRNZ,4DR,2.5L,AT4	UP03-D	D	1990	MITSUBISHI GALANT	RED 4DR LS,2.0L,AT4	UP16-E	E
1995	MERCURY MYSTIQUE	RED,4DR,2.5L,AT4,LS	UP11-D	D	1995	MITSUBISHI GALANT	MRN,4DR,2.4,MT5,LS	UP10-C	C
1995	MERCURY MYSTIQUE	TEAL,4DR,GS,2.0L,AT4	UP01-D	D	2000	MITSUBISHI GALANT	MRN,4DR,ES,2.4L,AT4	UP14-C	C

Nordstrom's Ewe Pullet Facility

Vehicles Located Onsite: 1208

List Updated 1/23/2012




<u>Year</u>	<u>Make Model</u>	<u>Description of Vehicle</u>	<u>Row</u>	<u>Section</u>	<u>Year</u>	<u>Make Model</u>	<u>Description of Vehicle</u>	<u>Row</u>	<u>Section</u>
2000	MINI COOPER	RED,4DR,2.4L,AT4,ES	UP13-C	C	1998	NISSAN SENTRA	PRPL,4DR,1.6L,AT4,GXE	UP15-D	D
2001	MINI COOPER	OFF WHT,4DR,3.0L,AT4,ES	UP14-D	D	2001	NISSAN SENTRA	BLACK 4DR SE,2.0L,MT5	UP14-C	C
2001	MINI COOPER	WHT,4DR,2.4L,AT4,ES	UP16-C	C	1990	NISSAN STANZA	RED,4DR,2.4L,AT	UP14-C	C
1986	MINI COOPER	GREEN 2DR 4X4,2.6L,MT5	UP15-B	B	1987	NISSAN STANZA VAN	BLUE,4DR,2.0L,MT,4X4	UPULL-14	
1991	MINI COOPER	BLK 4WD,3.0L,AT4	UP09-A	A	1999	OLDSMOBILE ALERO	GREEN 4DR GL,2.4L,AT4	UP06-B	B
1987	NISSAN 300ZX	TAN,2DR,3.0L,AT,2+2	UPULL-16		2000	OLDSMOBILE ALERO	WHT,4DR,2.4L,AT4,GL	UP02-C	C
1997	NISSAN ALTIMA	GRN,4DR,2.4L,MT5,GXE	UP16-C	C	2001	OLDSMOBILE ALERO	BLK,2DR,3.4L,AT4,GL	UP09-C	C
1997	NISSAN ALTIMA	MRN,4DR,2.4,AT4,GXE	UP16-C	C	2001	OLDSMOBILE ALERO	WHT,2DR,2.4L,AT4,GL	UP04-C	C
1998	NISSAN ALTIMA	BRN,4DR,2.4L,MT5,SE	UP15-B	B	1996	OLDSMOBILE AURORA	RED,4DR,4.0L,AT4	UP01-C	C
1987	NISSAN MAXIMA	GRY,4DR SE,3.0L,AT4	UP13-D	D	1997	OLDSMOBILE AURORA	GRY,4DR,4.0L,AT4	UP09-C	C
1989	NISSAN MAXIMA	MAROON,4DR,3.0L,AT	UP14-C	C	1990	OLDSMOBILE BROUGHAM	GRY,4DR,5.0L,AT4	UP02-C	C
1990	NISSAN MAXIMA	GRAY 4DR SE,3.0L,MT5	UP12-C	C	1990	OLDSMOBILE CIERA	WHT,4DR,2.5L,AT3,S	UP06-C	C
1990	NISSAN MAXIMA	TAN,4DR,3.0L,AT4,GXE	UP12-C	C	1992	OLDSMOBILE CIERA	WHT,4DR,3.3L,AT3,S	UP08-C	C
1991	NISSAN MAXIMA	PEARL,4DR,3.0L,AT4,GXE	UP15-B	B	1994	OLDSMOBILE CIERA	SLVR,4DR,3.1L,AT4,S	UP08-B	B
1993	NISSAN MAXIMA	BLU,4DR,3.0L SOHC,AT4,GXE	UP13-D	D	1995	OLDSMOBILE CIERA	PRPL,4DR,2.2L,AT3,SL	UP01-C	C
1994	NISSAN MAXIMA	GREEN 4DR SE,3.0L,AT4	UP14-C	C	1996	OLDSMOBILE CIERA	WHT,4DR,2.2L,AT3,SL	UP09-B	B
1994	NISSAN MAXIMA	MAROON 4DR GXE,3.0L,AT4	UP14-C	C	1978	OLDSMOBILE CUTLASS	BROWN,2DR,4.3L,AT	UP03-F	F
1995	NISSAN MAXIMA	GLD,4DR,3.0L,AT4,GXE	UP11-C	C	1979	OLDSMOBILE CUTLASS	BLUE,2DR,3.8L,AT,CALAIS	UP13-F	F
1995	NISSAN MAXIMA	GRN,4DR,3.0L,AT4,GLE	UP10-C	C	1979	OLDSMOBILE CUTLASS	YELLOW,4DR,4.3L,AT	UP12-F	F
1995	NISSAN MAXIMA	GRY,4DR,3.0L,AT4,GXE	UP16-C	C	1998	OLDSMOBILE CUTLASS	GRN,4DR,3.1L,AT4,GLS	UP06-C	C
1996	NISSAN MAXIMA	GRN,4DR,3.0L,AT4,GXE	UP16-D	D	1999	OLDSMOBILE CUTLASS	SLVR,4DR,3.1L,AT4,GL	UP09-B	B
1996	NISSAN MAXIMA	TAN,4DR GXE,3.0L,AT4	UP15-C	C	1996	OLDSMOBILE EIGHTY EIGHT	MAROON,4DR,3.8L,AT	UPULL-07	
1997	NISSAN MAXIMA	MRN,4DR,3.0L,AT4,GLE	UP15-D	D	1963	OLDSMOBILE F85	GREEN,4DR	UP13-F	F
1998	NISSAN MAXIMA	GREEN,3.0L,AT	UP15-E	E	1998	OLDSMOBILE INTRIGUE	SLVR,4DR,3.8L,AT4	UP04-C	C
1987	NISSAN PATHFINDER	RED,2DR 4WD,2.4L,MT5,E	UP11-A	A	1999	OLDSMOBILE INTRIGUE	BLUE 4DR GL,3.5L,AT4	UP07-C	C
1990	NISSAN PATHFINDER	GRY,4DR 4WD,3.0L,MT5,SE	UP14-B	B	2001	OLDSMOBILE INTRIGUE	TAN,4DR,3.5L,AT4,GX	UP08-B	B
1994	NISSAN PATHFINDER	RED,4DR 4WD,3.0L,AT4,XE	UP16-B	B	2002	OLDSMOBILE INTRIGUE	SLVR,4DR,3.5L,AT4,GX	UP07-C	C
1995	NISSAN PATHFINDER	BLK,4DR 4WD,3.0L,AT4,XE	UP12-B	B	1964	OLDSMOBILE OLDS 88	WHITE,4DR	UP01-F	F
1985	NISSAN PICKUP	BLU,2DR EXT,2.4L,MT5,4WD	UP16-B	B	1987	OLDSMOBILE OLDS 88	MRN,4DR,3.8L,AT4	UP06-C	C
1986	NISSAN PICKUP	GRY,2DR EXT,4WD,2.4L,MT5,XE	UP05-A	A	1991	OLDSMOBILE OLDS 88	SLVR,4DR,3.8L,AT4	UP06-B	B
1995	NISSAN PICKUP	PRPL,2DR STD,2.4L,MT5,4WD,XE	UP13-B	B	1997	OLDSMOBILE SILHOUETTE	BLU,4DR,3.4L,AT4,GL	UP03-C	C
1995	NISSAN PICKUP	RED,RWD SB,2.4L,MT5	UP14-A	A	1999	OLDSMOBILE SILHOUETTE	TAN 4DR GL,3.4L,AT4	UP03-C	C
1986	NISSAN SENTRA	SILVER,2DR,1.6L,AT	UPULL-10		1990	OLDSMOBILE SUPREME	WHT,4DR,3.1L,AT4,SL	UP02-C	C
1991	NISSAN SENTRA	BLU,2DR,1.6L,MT4,E	UP15-D	D	1993	OLDSMOBILE SUPREME	RED,4DR,3.1L,AT3,S	UP09-B	B
1992	NISSAN SENTRA	RED,2DR,1.6L,MT4,E	UP15-D	D	1993	OLDSMOBILE SUPREME	WHITE,2DR CONV,3.4L,AT4	UP05-C	C
1994	NISSAN SENTRA	GRN,4DR,1.6L,AT4,XE	UP16-C	C	1994	OLDSMOBILE SUPREME	BLU,2DR,3.1L,AT4,S	UP05-C	C
1995	NISSAN SENTRA	WHITE 4DR GXE,1.6L,AT4	UP10-C	C	1994	OLDSMOBILE SUPREME	WHT,4DR,3.1L,AT4	UP05-B	B
1996	NISSAN SENTRA	SLVR,4DR,1.6L,MT5,XE	UP12-C	C	1995	OLDSMOBILE SUPREME	ORNG,2DR,3.1L,AT4,S	UP02-C	C
1997	NISSAN SENTRA	BLUE 4DR XE,1.6L,AT4	UP15-B	B	1995	OLDSMOBILE SUPREME	WHITE,4DR,3.1L,AT	UPULL-02	

Nordstrom's Ewe Pullet Facility

Vehicles Located Onsite: 1208

List Updated 1/23/2012



<u>Year</u>	<u>Make Model</u>	<u>Description of Vehicle</u>	<u>Row</u>	<u>Section</u>	<u>Year</u>	<u>Make Model</u>	<u>Description of Vehicle</u>	<u>Row</u>	<u>Section</u>
1997	OLDSMOBILE SUPREME	GLD,4DR,3.1L,AT4	UP08-B	B	1992	PONTIAC BONNEVILLE	RED,4DR,3.8L,AT4,SE	UP01-C	C
1997	OLDSMOBILE SUPREME	RED 4DR SL,3.1L,AT4	UP06-B	B	1992	PONTIAC BONNEVILLE	RED,4DR,3.8L,AT4,SE	UP04-C	C
1997	OLDSMOBILE SUPREME	WHT,4DR,3.1L,AT4,SL	UP09-C	C	1992	PONTIAC BONNEVILLE	WHITE 4DR SE,3.8L,AT	UP08-B	B
1947	PLYMOUTH	TAN,4DR,SPECIAL DELUXE	UP13-F	F	1993	PONTIAC BONNEVILLE	GRN,4DR,3.8L,AT4,SSE	UP02-C	C
1989	PLYMOUTH ACCLAIM	GREY,4DR,2.5L,AT,TURBO	UP01-E	E	1993	PONTIAC BONNEVILLE	MRN,4DR,3.8L,AT4,SE	UP08-C	C
1990	PLYMOUTH ACCLAIM	BROWN,4DR,2.5L,AT	UP05-E	E	1993	PONTIAC BONNEVILLE	WHITE,4DR,3.8L,AT	UPULL-06	
1990	PLYMOUTH ACCLAIM	MRN,4DR,3.0L,AT4,LX	UP02-E	E	1994	PONTIAC BONNEVILLE	WHT,4DR,SE,3.8L,AT4	UP05-B	B
1996	PLYMOUTH BREEZE	SLVR,4DR,2.0L,AT4	UP14-E	E	1996	PONTIAC BONNEVILLE	GRN,4DR,3.8L,AT4,SE	UP09-C	C
1997	PLYMOUTH BREEZE	GREEN 4DR,2.0L,AT4	UP12-E	E	1996	PONTIAC BONNEVILLE	GRN,4DR,3.8L,AT4,SUPER CHARGED,SSEI	UP07-C	C
1997	PLYMOUTH BREEZE	GRN,4DR,2.0L,AT4	UP07-E	E	1997	PONTIAC BONNEVILLE	BLK,4DR,3.8L,AT4,SE	UP09-B	B
1997	PLYMOUTH BREEZE	GRN,4DR,2.0L,AT4	UP11-E	E	1998	PONTIAC BONNEVILLE	GRN,4DR,3.8L,AT4,SE	UP05-C	C
1997	PLYMOUTH BREEZE	GRN,4DR,2.0L,AT4	UP06-E	E	1998	PONTIAC BONNEVILLE	RED,4DR,3.8L,AT4,SE	UP07-C	C
1997	PLYMOUTH BREEZE	RED,4DR,2.0L,AT4	UP14-E	E	1991	PONTIAC FIREBIRD	GRAY 2DR,3.1L,AT4	UP06-B	B
1998	PLYMOUTH BREEZE	DRK GRY,4DR,2.4L,AT4	UP05-E	E	1991	PONTIAC FIREBIRD	GRY,2DR,3.1L,AT4	UP08-B	B
1998	PLYMOUTH BREEZE	GRN,4DR,2.4L,AT4,EXPRESSO	UP12-E	E	1991	PONTIAC GRAND AM	BLUE,4DR,2.5L,AT,LE	UP05-C	C
1998	PLYMOUTH BREEZE	RED 4DR,2.0L,AT4	UP05-E	E	1993	PONTIAC GRAND AM	RED 4DR SE,3.3L,AT4	UP07-C	C
1999	PLYMOUTH BREEZE	GREEN,4DR,2.0L,AT	UP14-E	E	1994	PONTIAC GRAND AM	BLK,2DR,3.1L,AT4,SE	UP07-C	C
1999	PLYMOUTH BREEZE	GRY,4DR,2.0L,AT4	UP12-E	E	1995	PONTIAC GRAND AM	BLU,4DR,SE,3.1L,AT3	UP07-C	C
1999	PLYMOUTH BREEZE	SLVR-GRN,4DR,2.0L,AT4	UP13-E	E	1995	PONTIAC GRAND AM	WHT,4DR,2.3L,AT3,SE	UP06-C	C
1987	PLYMOUTH HORIZON	BLUE,4DR,2.2L,AT,AMERICA	UP02-E	E	1996	PONTIAC GRAND AM	GREEN 2DR SE,2.4L,AT4	UP06-C	C
1989	PLYMOUTH HORIZON	BLU,4DR,2.2L,AT3	UP13-E	E	1996	PONTIAC GRAND AM	GRN,4DR,3.1L,AT4,SE	UP04-C	C
1995	PLYMOUTH NEON	BLUE 4DR,2.0L,AT3	UP04-E	E	1996	PONTIAC GRAND AM	RED,4DR,2.4L,AT4,SE	UP07-B	B
1995	PLYMOUTH NEON	WHITE,4DR,2.0L,AT	UP04-E	E	1997	PONTIAC GRAND AM	BLK,4DR,3.1L,AT4,GT	UP08-B	B
1996	PLYMOUTH NEON	GRN,4DR,2.0L,AT3,HIGHLINE	UP06-E	E	1997	PONTIAC GRAND AM	GREEN 4DR SE,3.1L,AT4	UP05-B	B
1996	PLYMOUTH NEON	RED,2DR,2.0L,MT5	UP11-E	E	1997	PONTIAC GRAND AM	WHT,2DR,2.4L,AT4,SE	UP04-C	C
1997	PLYMOUTH NEON	BLK,2DR,2.0L,AT3,EXPRESSO	UP06-E	E	1997	PONTIAC GRAND AM	WHT,2DR,3.1L,AT4,GT	UP07-B	B
1997	PLYMOUTH NEON	RED 4DR,2.0L,AT3	UP03-E	E	1997	PONTIAC GRAND AM	WHT,4DR,3.1L,AT4,SE	UP06-B	B
2000	PLYMOUTH NEON	BLU/BLK,4DR,2.0L,AT3,LX	UP12-E	E	1999	PONTIAC GRAND AM	RED,2DR,2.4L,AT4,SE	UP05-C	C
1992	PLYMOUTH SUNDANCE	GRN,4DR,3.0L,AT4	UP07-E	E	1999	PONTIAC GRAND AM	RED,4DR,2.4L,AT4,SE	UP01-C	C
1992	PLYMOUTH SUNDANCE	WHT,4DR,2.5L,AT3	UP13-E	E	2000	PONTIAC GRAND AM	BLU,2DR,2.4L,AT4,SE	UP01-C	C
1979	PLYMOUTH VOLARE	BLUE,4DR,3.7L,AT,CUSTOM	UP10-E	E	2000	PONTIAC GRAND AM	RED,4DR,3.4L,AT4,SE1	UP02-C	C
1979	PLYMOUTH VOLARE	CREAM,2DR,3.7L,AT	UP03-F	F	2001	PONTIAC GRAND AM	SLVR,4DR,2.4L,AT4,SE	UP06-C	C
1979	PLYMOUTH VOLARE	GREEN,4DR,225CI,AT	UP16-F	F	2001	PONTIAC GRAND AM	SLVR,4DR,3.4L,AT4,GT	UP01-C	C
1997	PLYMOUTH VOYAGER	GRY,2DR SE,PASVN,3.3L,AT4	UP09-E	E	2003	PONTIAC GRAND AM	RED,4DR,3.4L,AT4,SE1	UP06-B	B
1998	PLYMOUTH VOYAGER	WHT,4DR,3.3L,AT4,SE	UP09-E	E	2004	PONTIAC GRAND AM	WHT,4DR,3.4L,AT4,SE1	UP06-B	B
1999	PLYMOUTH VOYAGER	PRPL,4DR,3.3L FLEX,AT4	UP09-E	E	1987	PONTIAC GRAND PRIX	BLACK,2DR,5.0L,AT	UP07-B	B
2001	PLYMOUTH VOYAGER	SLVR,4DR,2.4L,AT3	UP09-E	E	1990	PONTIAC GRAND PRIX	MRN,2DR,3.1L,AT4,LE	UP02-C	C
1992	PONTIAC BONNEVILLE	BLK,4DR,3.8L,AT4,SE	UP07-B	B	1990	PONTIAC GRAND PRIX	WHT,2DR,3.1L,AT4,LE	UP08-B	B
1992	PONTIAC BONNEVILLE	GRY,4DR,SE,3.8L,AT4	UP08-B	B	1992	PONTIAC GRAND PRIX	GRY,4DR,3.1L,AT3,LE	UP06-B	B

Nordstrom's Ewe Pullet Facility

Vehicles Located Onsite: 1208

List Updated 1/23/2012



<u>Year</u>	<u>Make Model</u>	<u>Description of Vehicle</u>	<u>Row</u>	<u>Section</u>	<u>Year</u>	<u>Make Model</u>	<u>Description of Vehicle</u>	<u>Row</u>	<u>Section</u>
1993	PONTIAC GRAND PRIX	TEAL,4DR,3.1L,AT4,LE	UP04-C	C	1995	SATURN S SERIES SEDAN	BLU,4DR,1.9L,AT4,SL1	UP08-C	C
1994	PONTIAC GRAND PRIX	GREEN 2DR SE,3.1L,AT4	UP06-B	B	1996	SATURN S SERIES SEDAN	GRN,4DR,1.9L,AT4,SL1	UP01-C	C
1995	PONTIAC GRAND PRIX	GRN,4DR,3.1L,AT4,SE	UP02-C	C	1999	SATURN S SERIES SEDAN	PURPLE,4DR,1.9L,AT	UPULL-13	
1995	PONTIAC GRAND PRIX	RED,2DR,3.1L,AT4,SE	UP06-B	B	1999	SATURN S SERIES SEDAN	SLVR,2DR,1.9L DOHC,AT4,SL2	UP07-C	C
1997	PONTIAC GRAND PRIX	BLU,4DR,3.1L,AT4,SE	UP02-C	C	1999	SATURN S SERIES SEDAN	TAN,4DR,1.9L,AT4,SL2	UP05-B	B
1997	PONTIAC GRAND PRIX	TAN,4DR,3.8L,AT4,SE	UP08-C	C	2001	SATURN S SERIES SEDAN	BLU,4DR,1.9L,MT5,SL1	UP09-B	B
1998	PONTIAC GRAND PRIX	WHT,4DR,3.1L,AT4,SE	UP08-C	C	1993	SATURN S SERIES WAGON	RED,4DR SW,1.9L,MT5	UP01-C	C
1998	PONTIAC GRAND PRIX	WHT,4DR,3.8L,AT4,GT	UP04-C	C	2003	SATURN VUE	SILVER 4DR,2.2L,CVT	UP12-A	A
1999	PONTIAC GRAND PRIX	GRN,4DR,SE,3.1L,AT4	UP08-B	B	1955	STARCHIEF	GREEN,4DR	UP10-E	E
1999	PONTIAC GRAND PRIX	RED,4DR,3.1L,AT4,SE	UP08-B	B	1963	STUDEBAKE	WHITE,4DR,V8,AT,WAGON,SLIDING ROOF	UP04-F	F
1999	PONTIAC GRAND PRIX	SLVR,4DR,3.1L,AT4,SE	UP09-C	C	1963	STUDEBAKE	WHITE,4DR,WAGON,SLIDING ROOF	UP04-F	F
2000	PONTIAC GRAND PRIX	GRN,4DR,3.1L,AT4,SE	UP01-C	C	1985	SUBARU BRAT	SILVER 2DR,1.8L,5SPD	UP01-F	F
2000	PONTIAC GRAND PRIX	GRN,4DR,3.1L,AT4,SE	UP08-B	B	1987	SUBARU DL	WHITE 2DR RX 4WD,1.8L,MT5	UP14-D	D
2002	PONTIAC GRAND PRIX	MRN,4DR,3.1L,AT4,SE	UP04-C	C	1993	SUBARU LEGACY	BLU,SW,4WD,2.2L,AT4,L	UP15-D	D
2002	PONTIAC GRAND PRIX	SLVR,4DR,3.1L,AT4,SE	UP04-C	C	1995	SUBARU LEGACY	BLU,4DR 4WD,2.2L,MT5,SW,L	UP15-B	B
1999	PONTIAC MONTANA	MRN,4DR,3.4L,AT4,EXT	UP03-C	C	1995	SUBARU LEGACY	GRN,4DR,2.2L,AT4,L	UP10-C	C
1985	PONTIAC PARISIENNE	BLU,4DR,5.0L,AT4	UP08-C	C	1996	SUBARU LEGACY	GRN,4DR 4WD,2.5L DOHC,AT4,OUTBACK	UP14-D	D
1988	PONTIAC SUNBIRD	RED,2DR,2.0L,AT,TURBO	UPULL-01		1997	SUBARU LEGACY	YEL,4DR,AWD,2.5L,AT4,SW	UP15-D	D
1991	PONTIAC SUNBIRD	RED,2DR,2.0L,AT3	UP02-C	C	1998	SUBARU LEGACY	GRN,4DR AWD,2.5L,AT4	UP14-D	D
1996	PONTIAC SUNFIRE	BLU,4DR,2.2L,AT3,SE	UP08-C	C	1999	SUBARU LEGACY	RED,4DR,AWD SW,2.5L,AT4	UP14-C	C
1996	PONTIAC SUNFIRE	RED,2DR,2.2L,AT3,SE	UP05-C	C	2001	SUBARU LEGACY	MRN,4DR,2.5L,MT5,AWD GT	UP13-D	D
2001	PONTIAC SUNFIRE	GLD,4DR,2.2L,AT3,SE	UP09-C	C	2002	SUBARU LEGACY	BLU,4DR,2.5L,AWD,SW,AT4,OUTBACK	UP14-D	D
2001	PONTIAC SUNFIRE	TAN 4DR SE,2.2L,AT4	UP04-C	C	1995	SUZUKI SIDEKICK	PRPL,2DR,1.6L,MT5,JX	UP16-B	B
1961	PONTIAC TEMPEST	GREEN	UP12-F	F	1996	SUZUKI SIDEKICK	WHITE,4DR,1.8L,AT,4X4,JLX SPORT	UP05-B	B
1962	PONTIAC TEMPEST	RED,2DR,4 CYL	UP09-F	F	1995	SUZUKI SWIFT	BLU,2DR,1.3L,MT5	UP15-D	D
1990	PONTIAC TRANS SPORT	GRY,PASVN SE,3.1L,AT4	UP03-C	C	1955	TCHEV .5T		UP11-F	F
1993	PONTIAC TRANS SPORT	GREEN 2DR SE,3.8L,AT4	UP03-C	C	1953	TCHEV.75T		UP14-F	F
1993	PONTIAC TRANS SPORT	GREEN,2DR,3.8L,ATOD	UPULL-03		1953	TCHEV3100	RWD,BLUE	UP12-F	F
1998	PONTIAC TRANS SPORT	GRY/TAN,4DR,3.4L,AT4,SPORT	UP03-C	C	1955	TCHEV3600	BLUE/WHITE	UP13-F	F
1977	PORSCHE 924	WHT,2DR,2.0L,MT4,924	UP15-E	E	1995	TOYOTA AVALON	GRN,4DR,3.0L,AT4,XL	UP15-C	C
1987	PORSCHE 924	RED 2DR,2.5L,MT5	UP13-C	C	1995	TOYOTA AVALON	WHT,4DR,3.0L,AT4,XLS	UP15-D	D
1969	RAMBLER RAMBLER	BLUE,2DR,3.3L,AT	UP06-F	F	1988	TOYOTA CAMRY	WHT,4DR,2.0L,AT4,LE	UP15-C	C
1995	SAAB 900	TAN,2DR,2.3L,MT5,S	UP15-D	D	1990	TOYOTA CAMRY	MRN,4DR,2.0L,AT4	UP15-C	C
1997	SAAB 900	GREEN,4DR,2.0L,AT,TURBO	UP14-C	C	1990	TOYOTA CAMRY	MRN,4DR,2.0L,AT4	UP10-C	C
2000	SATURN L SERIES SEDAN	PRPL,4DR,3.0L,AT4,LS2	UP05-C	C	1990	TOYOTA CAMRY	WHT,4DR,2.0L,AT4,DX	UP16-E	E
2000	SATURN L SERIES SEDAN	SILVER 4DR LS1,2.2L,AT4	UP09-B	B	1991	TOYOTA CAMRY	BLUE,4DR,2.0L,AT	UP14-C	C
1997	SATURN S SERIES COUPE	BRN,2DR,1.9L,MT5,SC2	UP05-C	C	1992	TOYOTA CAMRY	BLU,4DR,2.2L,AT4,LE	UP16-D	D
1994	SATURN S SERIES SEDAN	GLD,4DR,1.9L,AT4,SL2,DOHC	UP07-C	C	1993	TOYOTA CAMRY	SILVER,4DR,2.2L,LE,AT	UP14-C	C
1994	SATURN S SERIES SEDAN	GRN,4DR,1.9L,MT5,SL1	UP07-B	B	1993	TOYOTA CAMRY	TAN,4DR LE,2.2L,AT4	UP13-C	C

Nordstrom's Ewe Pullet Facility

Vehicles Located Onsite: 1208

List Updated 1/23/2012



<u>Year</u>	<u>Make Model</u>	<u>Description of Vehicle</u>	<u>Row</u>	<u>Section</u>	<u>Year</u>	<u>Make Model</u>	<u>Description of Vehicle</u>	<u>Row</u>	<u>Section</u>
1993	TOYOTA CAMRY	WHT,4DR,2.2L,AT4,LE	UP11-C	C					
1994	TOYOTA CAMRY	BLU,4DR,2.2L,AT4,XLE	UP14-D	D					
1994	TOYOTA CAMRY	GREEN 4DR XLE,3.0L,AT4	UP12-C	C					
1994	TOYOTA CAMRY	MAROON 4DR LE,2.2L,AT4	UP16-D	D					
1995	TOYOTA CAMRY	GREEN 4DR XLE,3.0L,AT4	UP16-E	E					
1995	TOYOTA CAMRY	TAN,4DR,2.2L,AT4,LE	UP16-C	C					
1997	TOYOTA CAMRY	GRY,4DR,2.2L,AT4,LE	UP14-D	D					
1990	TOYOTA CELICA	RED,2DR,1.6L,AT4	UP11-C	C					
1991	TOYOTA CELICA	WHT,2DR CONV,2.2L,MT5,GT	UP12-C	C					
1993	TOYOTA COROLLA	SLVR,4DR WG,1.8L,AT4,DX	UP13-D	D					
1994	TOYOTA COROLLA	BLU,4DR,1.8L,AT4,DX	UP16-E	E					
1994	TOYOTA COROLLA	WHT,4DR,1.8L,AT4,LE	UP14-D	D					
1995	TOYOTA COROLLA	GRY,4DR,1.8L,AT4,DX	UP14-D	D					
1995	TOYOTA COROLLA	RED 4DR,1.6L,AT3	UP11-C	C					
1995	TOYOTA COROLLA	WHT,4DR,1.8L,MT5,DX	UP16-E	E					
1996	TOYOTA COROLLA	WHT,4DR,1.6L,AT3	UP16-C	C					
1998	TOYOTA COROLLA	MRN,4DR,1.8L,AT4,CE	UP14-D	D					
1984	TOYOTA LAND CRUISER	BRN,4DR 4WD,4.2L,MT4	UP-F	F					
1992	TOYOTA PASEO	TAN,2DR,1.5L,AT4	UP13-C	C					
1993	TOYOTA TERCEL	GRN,2DR,1.5L,MT5	UP11-C	C					
1993	TOYOTA TERCEL	WHITE 4DR DX,1.5L,AT3	UP13-D	D					
1994	TOYOTA TERCEL	RED 4DR DX,1.5L,AT3	UP12-C	C					
1995	TOYOTA TERCEL	RED,2DR,1.5L,AT	UP10-C	C					
1972	VOLKSWAGEN BEETLE	GREEN 2DR,1.6L,4SPD,RH REAR AND RUST	UP16-F	F					
1973	VOLKSWAGEN BEETLE	BLUE,2DR,MT	UP01-F	F					
1995	VOLKSWAGEN GOLF	RED 2DR CONV,2.0L,MT5	UP16-E	E					
1995	VOLKSWAGEN JETTA	BLACK 4DR GL,2.0L,MT5	UP14-C	C					
1995	VOLKSWAGEN JETTA	BLU,4DR,GL,2.0L,MT5	UP14-C	C					
1995	VOLKSWAGEN JETTA	TAN,4DR,2.0L,AT4	UP16-C	C					
1997	VOLKSWAGEN JETTA	BLK,4DR,2.0L,AT4	UP10-C	C					
1997	VOLKSWAGEN JETTA	GRN,4DR,2.0L,AT4,GLS	UP15-B	B					
1997	VOLKSWAGEN JETTA	WHT,4DR,2.0L,MT5,GL	UP16-E	E					
1998	VOLKSWAGEN JETTA	BLK,4DR,2.0L,AT4,GL	UP13-C	C					
1985	VOLVO 240	MRN,4DR SW,2.3L,MT5,DL	UP14-D	D					
1971	VOLVO 850	BLUE 2DR CONV SPORT,.9L,4SPD,OLD	UP10-E	E					
1996	VOLVO 850	WHT,4DR,SW,2.4L,AT4	UP12-C	C					
2000	VOLVO S40	GREEN 4DR,1.9L,AT4	UP10-C	C					
1988	YUGO GV	BLUE,2DR,1.1L,MT	UP11-F	F					

Nordstrom's Ewe Pullet Facility

Vehicles Located Onsite: 1208

List Updated 1/23/2012



<u>Year</u>	<u>Make Model</u>	<u>Description of Vehicle</u>	<u>Row</u>	<u>Section</u>	<u>Year</u>	<u>Make Model</u>	<u>Description of Vehicle</u>	<u>Row</u>	<u>Section</u>
-------------	-------------------	-------------------------------	------------	----------------	-------------	-------------------	-------------------------------	------------	----------------